
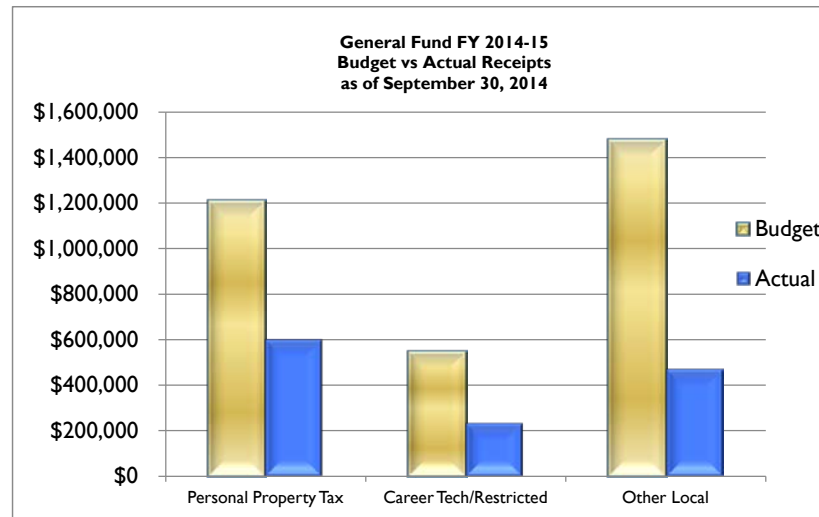
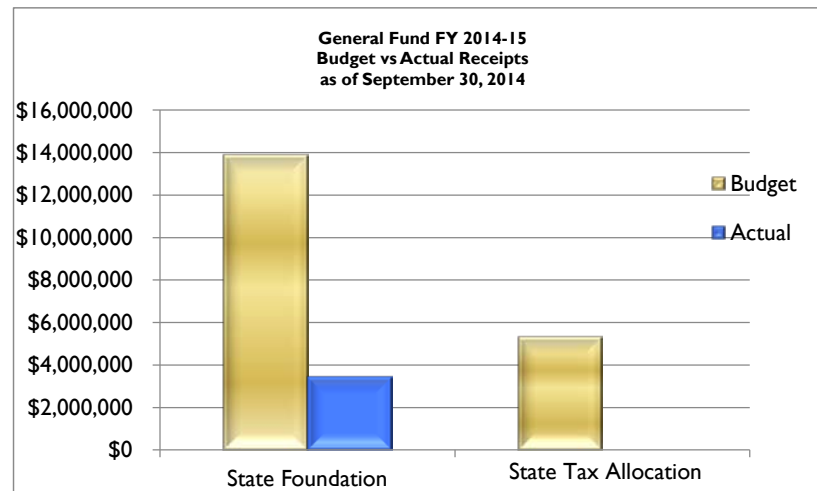
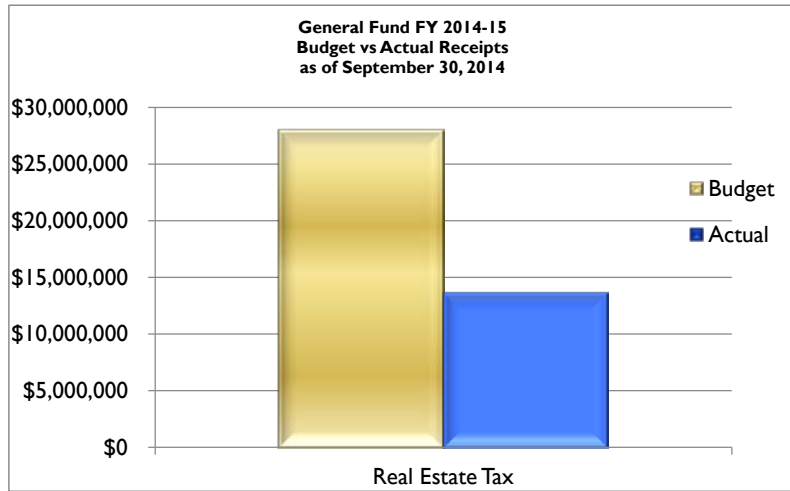




September 2014

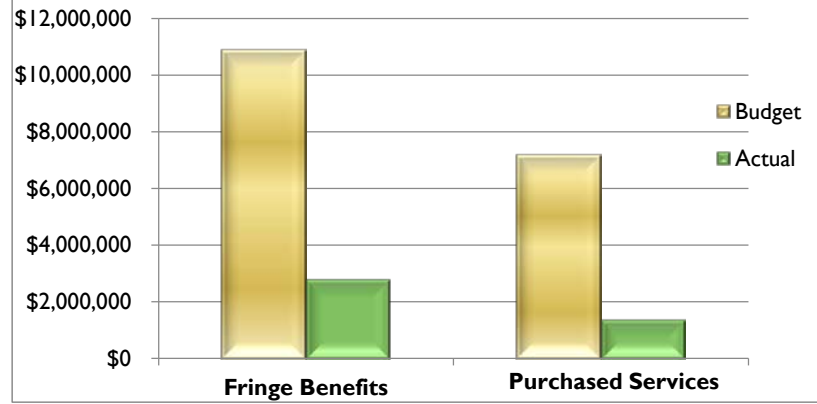




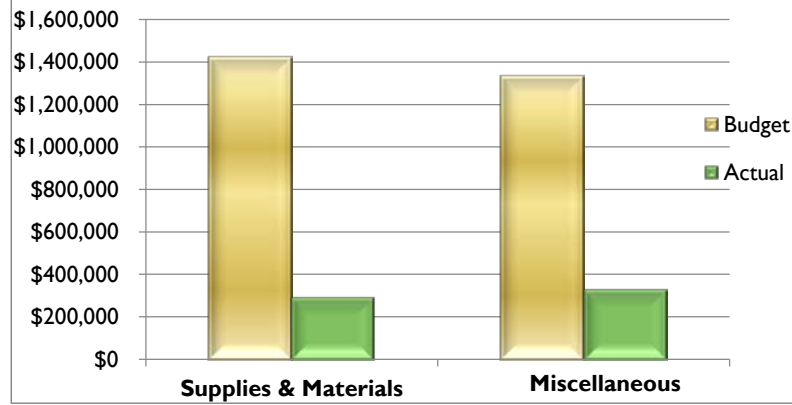
General Fund FY 2014-15
Budget vs Actual Expenditures
as of September 30, 2014



General Fund FY 2014-15
Budget vs Actual Expenditures
as of September 30, 2014



General Fund FY 2014-15
Budget vs Actual Expenditures
as of September 30, 2014



Miamisburg City School District
Bank Reconciliation
September 30, 2014

Balance Per Bank Statements

Farmers & Merchants	4,058,995.39
Fifth Third Checking	8,538,156.35
Baird/US Bank	15,180,436.29
Campus Quest - Farmers & Merchants	49,710.63
Star Ohio	3,451.57

Total Bank Balance **27,830,750.23**

Change Fund	4,925.00
Petty Cash	400.00
	27,836,075.23

Less:

Outstanding Checks - A/P	(85,546.08)
Outstanding Payroll Checks	(166,129.42)

Adjusted Bank Balance **27,584,399.73**

Fund Balances

Fund Balances as of September 30, 2014	27,545,959.99
Less:	
Bank Service charge	(1,337.01)
Misc	-
V Card Transfer	-
Flex bank fee	(962.00)
Bad Check	-
Add:	
Flex Bank	-
Purchasing Card	-
Outstanding Deposits	40,738.75

Adjusted Fund Balances **27,584,399.73**

Variance Between Fund and Book **0.00**

-- Options Summary --

Summary or Detail Report? (S,D) S
Output file: FINSUMM1.PDF
Type: CSV
Print options page? (Y,N) Y
Report heading: FY 2014-15
Generate FINDET report for comparison? (Y,N) N
Sort options: FD
Subtotal options: FD
Include future encumbrance amounts? (Y,N) N
Include accounts with zero amounts? (Y,N) N
Include accounts which are no longer active? (Y,N,I) Y

BAT_FINSUM executed by MBADMIN on node MDECA5:: at 1-OCT-2014 12:18:13.06

MIAMISBURG CITY SD
 Financial Report by Fund
 FY 2014-15

Begin Balance	MTD Receipts	FYTD Receipts	MTD Expenditures	FYTD Expenditures	Current Fund Balance	Current Encumbrances	Unencumbered Fund Balance
TOTAL FOR Fund 001 - GENERAL:							
9,923,101.47	2,697,057.63	18,463,660.21	4,565,817.17	12,318,125.26	16,068,636.42	1,837,289.48	14,231,346.94
TOTAL FOR Fund 002 - BOND RETIREMENT:							
2,718,052.43	197,940.24	2,083,643.21	20,247.72	20,247.72	4,781,447.92	0.00	4,781,447.92
TOTAL FOR Fund 003 - PERMANENT IMPROVEMENT:							
5,341,387.05	127,542.45	1,279,335.89	727,458.19	2,992,113.54	3,628,609.40	837,564.69	2,791,044.71
TOTAL FOR Fund 004 - BUILDING:							
15,132.14	0.00	0.00	0.00	0.00	15,132.14	0.00	15,132.14
TOTAL FOR Fund 005 - REPLACEMENT:							
25,156.69	0.00	0.00	0.00	0.00	25,156.69	0.00	25,156.69
TOTAL FOR Fund 006 - FOOD SERVICE:							
1,318,455.07	148,912.28	164,764.89	230,906.50	465,980.46	1,017,239.50	637,773.43	379,466.07
TOTAL FOR Fund 007 - SPECIAL TRUST:							
102,171.92	16,811.81	16,953.66	519.96	1,767.38	117,358.20	802.06	116,556.14
TOTAL FOR Fund 008 - ENDOWMENT:							
6,499.69	0.00	0.00	0.00	0.00	6,499.69	0.00	6,499.69
TOTAL FOR Fund 009 - UNIFORM SCHOOL SUPPLIES:							
123,558.64	64,391.50	89,271.70	64,687.24	139,951.28	72,879.06	45,245.47	27,633.59
TOTAL FOR Fund 018 - PUBLIC SCHOOL SUPPORT:							
175,526.52	12,315.04	20,606.43	14,035.50	21,270.21	174,862.74	12,788.51	162,074.23
TOTAL FOR Fund 019 - OTHER GRANT:							
75,177.06	11,206.42	24,865.88	8,500.80	10,657.84	89,385.10	4,351.00	85,034.10
TOTAL FOR Fund 024 - EMPLOYEE BENEFITS SELF INS.:							
26,860.00	4,530.00	13,420.00	0.00	0.00	40,280.00	0.00	40,280.00
TOTAL FOR Fund 031 - UNDERGROUND STORAGE TANK FUND							
8,000.00	0.00	0.00	0.00	0.00	8,000.00	0.00	8,000.00
TOTAL FOR Fund 035 - TERMINATION BENEFITS - HB426:							
472,852.17	300,000.00	300,000.00	867.76	95,950.20	676,901.97	0.00	676,901.97
TOTAL FOR Fund 070 - CAPITAL PROJECTS:							
176,755.39	13,987.01	49,710.63	768.00	768.00	225,698.02	1,392.00	224,306.02
TOTAL FOR Fund 200 - STUDENT MANAGED ACTIVITY:							
119,025.41	40,742.29	49,610.45	15,176.98	25,179.71	143,456.15	36,707.77	106,748.38

MIAMISBURG CITY SD
 Financial Report by Fund
 FY 2014-15

Begin Balance	MTD Receipts	FYTD Receipts	MTD Expenditures	FYTD Expenditures	Current Fund Balance	Current Encumbrances	Unencumbered Fund Balance
TOTAL FOR Fund 300 - DISTRICT MANAGED ACTIVITY:							
200,340.96	53,205.25	64,510.16	34,057.71	55,256.76	209,594.36	55,164.23	154,430.13
TOTAL FOR Fund 401 - AUXILIARY SERVICES:							
166,303.57	6.42	253,099.48	80,936.37	243,730.54	175,672.51	162,633.72	13,038.79
TOTAL FOR Fund 432 - MANAGEMENT INFORMATION SYSTEM							
43,019.21	175,000.00	175,000.00	41,250.28	77,395.36	140,623.85	53,368.45	87,255.40
TOTAL FOR Fund 451 - DATA COMMUNICATION FUND:							
0.00	0.00	0.00	18,000.00	18,000.00	18,000.00-	0.00	18,000.00-
TOTAL FOR Fund 463 - ALTERNATIVE SCHOOLS:							
113.75	2,000.00	2,386.25	2,943.98	3,443.98	943.98-	11,151.00	12,094.98-
TOTAL FOR Fund 499 - MISCELLANEOUS STATE GRANT FUN							
11,236.79	3,000.00	6,779.88	28,240.77	72,411.20	54,394.53-	470.00	54,864.53-
TOTAL FOR Fund 506 - RACE TO THE TOP:							
10,761.89	15,237.31	15,237.31	0.00	25,999.20	0.00	0.00	0.00
TOTAL FOR Fund 516 - IDEA PART B GRANTS:							
30,199.19	81,009.81	241,009.81	75,976.12	253,093.28	18,115.72	6,802.56	11,313.16
TOTAL FOR Fund 551 - LIMITED ENGLISH PROFICIENCY:							
212.36	1,875.00	4,275.00	1,423.50	4,303.27	184.09	0.00	184.09
TOTAL FOR Fund 572 - TITLE I DISADVANTAGED CHILDRE							
34,668.96	61,887.36	220,326.40	70,158.05	272,623.34	17,627.98-	11,899.40	29,527.38-
TOTAL FOR Fund 587 - IDEA PRESCHOOL-HANDICAPPED:							
185.04	1,512.15	5,412.15	1,979.24	5,951.14	353.95-	0.00	353.95-
TOTAL FOR Fund 590 - IMPROVING TEACHER QUALITY:							
827.81	12,574.42	35,600.78	11,610.67	34,881.69	1,546.90	0.00	1,546.90
GRAND TOTALS:							
21,125,581.18	4,042,744.39	23,579,480.17	6,015,562.51	17,159,101.36	27,545,959.99	3,715,403.77	23,830,556.22

-- Options Summary --

Summary or Detail Report? (S,D) D
Output file: FINSUMM.PDF
Type: CSV
Print options page? (Y,N) Y
Generate FINDET report for comparison? (Y,N) N
Sort options: FS
Include future encumbrance amounts? (Y,N) N
Include accounts with zero amounts? (Y,N) Y
Include accounts which are no longer active? (Y,N,I) Y

BAT_FINSUM executed by MBADMIN on node MDECA5:: at 1-OCT-2014 12:20:06.14

Fund #	Fund Description	FYTD Receipts	MTD Expenditures	FYTD Expenditures	Current Fund Balance	Current Encumbrances	Unencumbered Fund Balance	Bank Code
Begin Balance	MTD Receipts							
001 0000	General Fund	18,463,660.21	4,565,817.17	12,318,125.26	16,068,636.42	1,837,289.48	14,231,346.94	
9,923,101.47	2,697,057.63							
002 0000	BOND RETIREMENT	0.00	0.00	0.00	0.00	0.00	0.00	
002 9080	Bond Retirement: 2008 Issue	1,842,652.44	17,905.89	17,905.89	3,512,502.40	0.00	3,512,502.40	
1,687,755.85	175,046.80							
002 9097	Bond Retirement: 1997 Issue	240,990.77	2,341.83	2,341.83	1,268,945.52	0.00	1,268,945.52	
1,030,296.58	22,893.44							
003 9080	Construction Interest: 2008 Issue	0.00	0.00	0.00	792,710.61	19,146.01	773,564.60	
792,710.61	0.00							
003 9090	Perm Improvement: Montgomery County TID	0.00	0.00	0.00	316,105.42	0.00	316,105.42	
316,105.42	0.00							
003 9091	Perm Improvement: 1991 Levy	648,932.24	526,002.47	1,796,195.29	1,336,557.43	398,603.94	937,953.49	
2,483,820.48	67,065.65							
003 9093	Perm Improvement: 1993 Levy	630,403.65	201,455.72	1,195,918.25	1,183,235.94	419,814.74	763,421.20	
1,748,750.54	60,476.80							
004 9080	Building Fund: 2008 Issue	0.00	0.00	0.00	0.00	0.00	0.00	
0.00	0.00							
004 9097	BUILDING FUND	0.00	0.00	0.00	15,132.14	0.00	15,132.14	
15,132.14	0.00							
005 0000	Insurance Replacement	0.00	0.00	0.00	25,156.69	0.00	25,156.69	
25,156.69	0.00							
006 0000	LUNCHROOM	164,764.89	230,906.50	465,980.46	1,017,239.50	637,773.43	379,466.07	
1,318,455.07	148,912.28							
007 9810	Staff Trust Fund: Transportation	155.90	106.11	106.11	4,598.49	0.00	4,598.49	
4,548.70	45.36							
007 9811	Staff Trust Fund: Maintenance	0.00	0.00	0.00	0.00	0.00	0.00	
0.00	0.00							
007 9814	Staff Flower Fund: Middle School	0.00	188.01	554.21	4,910.10	0.00	4,910.10	
5,464.31	0.00							
007 9815	Staff Flower Fund: Mound	55.23	32.98	32.98	350.77	0.00	350.77	
328.52	55.23							

Fund #	Fund Description	FYTD Receipts	MTD Expenditures	FYTD Expenditures	Current Fund Balance	Current Encumbrances	Unencumbered Fund Balance	Bank Code
Begin	Balance	Receipts	Expenditures	Expenditures	Balance	Encumbrances	Balance	Code
007 9816	Staff Flower Fund: Wantz	0.00	0.00	0.00	0.00	0.00	0.00	
007 9817	Staff Flower Fund: Neff	0.00	0.00	0.00	0.00	0.00	0.00	
007 9818	TEACHERS LOUNGE - H.S.	1,016.94	45.56	192.86	869.64	663.06	206.58	
007 9820	CENTRAL OFFICE - COKE SALES	2,273.49	32.83	167.32	2,139.00	0.00	2,139.00	
007 9823	Coke Sponsorship Fund	82,460.99	16,293.32	0.00	98,754.31	0.00	98,754.31	
007 9824	Media One Grant	0.00	0.00	0.00	0.00	0.00	0.00	
007 9825	Staff Flower Fund: Kinder	556.88	94.16	52.28	598.76	0.00	598.76	
007 9826	Staff Flower Fund: Bauer	124.09	11.88	0.00	167.28	0.00	167.28	
007 9827	Staff Flower Fund: Mark Twain	1,768.76	73.80	111.00	1,731.56	139.00	1,592.56	
007 9828	Staff Flower Fund: Bear	1,674.15	41.41	0.00	1,715.56	0.00	1,715.56	
007 9829	Staff Flower Fund: Medlar View	1,199.17	55.66	550.62	704.21	0.00	704.21	
007 9830	Staff Flower Fund: Jane Chance	755.92	62.60	0.00	818.52	0.00	818.52	
008 9008	MIAMISBURG SCHOOL FOUNDATION	6,499.69	0.00	0.00	6,499.69	0.00	6,499.69	
009 9901	Uniform School Supplies: Bauer	9,794.01	6,420.00	4,399.33	8,985.49	0.00	8,985.49	
009 9902	Uniform School Supplies: Bear	9,001.02	375.00	2,552.87	6,392.54	0.00	6,392.54	
009 9903	Uniform School Supplies: Kinder	19,487.30	2,825.00	1,961.82	15,366.25	0.00	15,366.25	

Fund #	Fund Description	FYTD Receipts	MTD Expenditures	FYTD Expenditures	Current Fund Balance	Current Encumbrances	Unencumbered Fund Balance	Bank Code	
Begin	Balance	Receipts							
009 9904	Uniform School Supplies: Mark Twain	14,945.89	3,675.00	3,735.00	3,858.92	5,648.82	13,032.07	1,733.85	11,298.22
009 9905	Uniform School Supplies: Mound	7,720.64	5,130.00	5,130.00	5,230.22	7,282.44	5,568.20	853.71	4,714.49
009 9906	Uniform School Supplies: Wantz	0.00	0.00	0.00	0.00	0.00	0.00	0.00	0.00
009 9907	Uniform School Supplies: Neff	0.00	0.00	0.00	0.00	0.00	0.00	0.00	0.00
009 9908	Uniform School Supplies: MHS	24,960.57	20,833.50	37,596.40	28,561.77	46,733.07	15,823.90	37,779.77	21,955.87-
009 9911	Uniform School Supplies: Medlar View	12,823.33	6,045.00	6,045.00	4,945.97	7,343.52	11,524.81	248.29	11,276.52
009 9913	Uniform School Supplies: Maddux-Lang	0.00	0.00	0.00	0.00	0.00	0.00	0.00	0.00
009 9914	Uniform School Supplies: Jane Chance	12,026.97	5,100.00	5,255.00	7,094.26	9,301.11	7,980.86	0.00	7,980.86
009 9915	Uniform School Supplies: Middle School	12,798.91	13,988.00	19,640.30	6,082.08	44,234.27	11,795.06-	4,629.85	16,424.91-
018 9831	Principal's Fund: Bauer	4,715.87	1,128.95	1,128.95	576.18	2,687.52	3,157.30	500.00	2,657.30
018 9832	Principal's Fund: Bear	13,040.01	50.05	362.93	36.69	1,138.22	12,264.72	400.00	11,864.72
018 9833	Principal's Fund: Kinder	3,564.60	1,144.87	1,558.24	82.91	125.10	4,997.74	0.00	4,997.74
018 9834	Principal's Fund: Mark Twain	26,957.08	1,220.97	1,220.97	683.60	1,172.55	27,005.50	0.00	27,005.50
018 9835	Principal's Fund: Mound	22,060.13	1,386.61	1,386.61	1,677.56	2,649.51	20,797.23	0.00	20,797.23
018 9836	Principal's Fund: Wantz	0.00	0.00	0.00	0.00	0.00	0.00	0.00	0.00
018 9837	Principal's Fund: Neff	0.00	0.00	0.00	0.00	0.00	0.00	0.00	0.00

Fund #	Fund Description	FYTD Receipts	MTD Expenditures	FYTD Expenditures	Current Fund Balance	Current Encumbrances	Unencumbered Fund Balance	Bank Code
Begin	Balance	Receipts	Expenditures	Expenditures	Balance	Encumbrances	Balance	Code
018 9838	Principal's Fund: MHS							
	45,258.91	3,390.33	3,819.74	9,929.97	10,212.97	38,865.68	7,751.72	31,113.96
018 9839	Principal's Fund: Medlar View							
	33,059.05	629.51	7,528.85	682.96	2,855.71	37,732.19	1,603.18	36,129.01
018 9840	Principal's Fund: Maddux-Lang Primary							
	2,179.10	0.00	0.00	0.00	0.00	2,179.10	0.00	2,179.10
018 9841	Principal's Fund: Jane Chance							
	840.25	1,364.67	1,364.67	217.15	280.15	1,924.77	533.61	1,391.16
018 9842	Principal's Fund: Middle School							
	23,851.52	1,999.08	2,235.47	148.48	148.48	25,938.51	2,000.00	23,938.51
019 9004	CH2M Hill-Mound Donation							
	0.00	0.00	0.00	0.00	0.00	0.00	0.00	0.00
019 9005	Special Olympics							
	4,168.88	0.00	0.00	0.00	0.00	4,168.88	366.00	3,802.88
019 9006	Thanks a Million Giveaway							
	50,000.00	0.00	0.00	0.00	0.00	50,000.00	0.00	50,000.00
019 9007	MHS SCIENCE DEPT. GRANT							
	600.00	0.00	0.00	0.00	0.00	600.00	0.00	600.00
019 9097	DISCOVER GIVEAWAY - MARK TWAIN							
	7,803.00	0.00	0.00	386.10	1,575.10	6,227.90	500.00	5,727.90
019 9099	DON CULP MINI GRANT (MEDLAR)							
	82.02	0.00	82.02-	0.00	0.00	0.00	0.00	0.00
019 9416	LPDC Tuition Payments							
	6,188.85	300.00	1,550.00	0.00	0.00	7,738.85	1,185.00	6,553.85
019 9798	MENTORING PROGRAM							
	60.54	0.00	0.00	0.00	0.00	60.54	0.00	60.54
019 9899	DONATION - EXERCISE SCIENCE							
	957.64	0.00	0.00	0.00	0.00	957.64	0.00	957.64
019 9903	MONITORING THE FUTURE DONATION- HS HOME EC							
	0.00	0.00	0.00	0.00	0.00	0.00	0.00	0.00
019 9904	SCIENCE LITERACY GRANT - DAYTON FOUNDATION							
	235.12	0.00	600.00	0.00	0.00	835.12	0.00	835.12

Fund #	Fund Description	FYTD Receipts	MTD Expenditures	FYTD Expenditures	Current Fund Balance	Current Encumbrances	Unencumbered Fund Balance	Bank Code
Begin	Balance	MTD Receipts						
019 9905	Science Grant: Bauer							
	549.29	0.00	0.00	0.00	549.29	0.00	549.29	
019 9906	KINDERGARTEN READINESS COALITION GRANT							
	371.27-	2,141.42	2,512.69	1,177.14	2,145.18	3.76-	0.00	3.76-
019 9907	PROJECT 40 GRANT							
	679.43	0.00	0.00	0.00	679.43	0.00	679.43	
019 9908	KDG READINESS COALITION GRANT FY15							
	0.00	4,250.00	4,250.00	0.00	0.00	4,250.00	300.00	3,950.00
019 9910	COMMUNITY OUTREACH							
	3,544.50	4,515.00	8,690.00	2,671.45	2,671.45	9,563.05	2,000.00	7,563.05
019 9912	FY11 CHAMBER OF COMMERCE GRANT - BAUER							
	0.00	0.00	0.00	0.00	0.00	0.00	0.00	0.00
019 9914	FY11 MINI GRANTS							
	0.00	0.00	0.00	0.00	0.00	0.00	0.00	0.00
019 9915	FY12 MINI GRANTS							
	0.00	0.00	0.00	0.00	0.00	0.00	0.00	0.00
019 9916	FY13 MINI GRANTS							
	0.00	0.00	0.00	0.00	0.00	0.00	0.00	0.00
019 9917	MHS Parent Association							
	25.27	0.00	0.00	0.00	0.00	25.27	0.00	25.27
019 9918	FY14 MINI GRANTS							
	653.79	0.00	653.79-	0.00	0.00	0.00	0.00	0.00
019 9919	FY15 MINI GRANTS							
	0.00	0.00	7,999.00	4,266.11	4,266.11	3,732.89	0.00	3,732.89
019 9924	CH2M HILL MOUND - BEAR							
	0.00	0.00	0.00	0.00	0.00	0.00	0.00	0.00
019 9927	ELL U.D. FILMING -DECK/WATTS							
	0.00	0.00	0.00	0.00	0.00	0.00	0.00	0.00
019 9940	WILD SCHOOL SITES GRANT - MASTRONARDI							
	0.00	0.00	0.00	0.00	0.00	0.00	0.00	0.00
019 9942	DESTINATION IMAGINATION							
	0.00	0.00	0.00	0.00	0.00	0.00	0.00	0.00

Fund #	Fund Description	FYTD Receipts	MTD Expenditures	FYTD Expenditures	Current Fund Balance	Current Encumbrances	Unencumbered Fund Balance	Bank Code	
Begin	Balance	Receipts	Expenditures	Expenditures	Balance	Encumbrances	Balance	Code	
019 9946	PROJECT MORE GRANT - BAUER	0.00	0.00	0.00	0.00	0.00	0.00		
019 9959	SMART - FY 09	0.00	0.00	0.00	0.00	0.00	0.00		
024 0000	EMPLOYEE BENEFITS	26,860.00	4,530.00	13,420.00	0.00	0.00	40,280.00		
031 0000	UNDERGROUND STORAGE TANK	8,000.00	0.00	0.00	0.00	8,000.00	0.00	8,000.00	
035 0000	Termination Benefits Fund	472,852.17	300,000.00	300,000.00	867.76	95,950.20	676,901.97	0.00	676,901.97
070 9906	Capital Projects Fund	176,755.39	0.00	0.00	0.00	0.00	176,755.39	0.00	176,755.39
070 9914	Campus Quest Fund	0.00	13,987.01	49,710.63	768.00	768.00	48,942.63	1,392.00	47,550.63
200 9800	Class of 2000	682.05	0.00	0.00	0.00	0.00	682.05	0.00	682.05
200 9811	Class of 2011	0.00	0.00	0.00	0.00	0.00	0.00	0.00	0.00
200 9812	Class of 2012	0.00	0.00	0.00	0.00	0.00	0.00	0.00	0.00
200 9813	Class of 2013	0.00	0.00	0.00	0.00	0.00	0.00	0.00	0.00
200 9814	CLASS OF 2014	3,834.65	0.00	4.00	439.27	3,838.65	0.00	0.00	0.00
200 9815	CLASS OF 2015	1,285.25	166.00	371.00	0.00	0.00	1,656.25	0.00	1,656.25
200 9816	CLASS OF 2016	805.30	80.00	160.00	0.00	0.00	965.30	0.00	965.30
200 9817	CLASS OF 2017	405.05	109.00	137.00	0.00	0.00	542.05	0.00	542.05
200 9818	CLASS OF 2018	0.00	0.00	0.00	0.00	0.00	0.00	0.00	0.00

Fund #	Fund Description	FYTD Receipts	MTD Expenditures	FYTD Expenditures	Current Fund Balance	Current Encumbrances	Unencumbered Fund Balance	Bank Code
Begin	Balance	Receipts	Expenditures	Expenditures	Balance	Encumbrances	Balance	Code
200 9841	VIKING PRIDE	0.00	0.00	0.00	2,376.58	0.00	2,376.58	
	2,376.58							
200 9842	EARTH CLUB	0.00	0.00	0.00	1,659.13	0.00	1,659.13	
	1,659.13							
200 9843	JUNIOR STATESMEN OF AMERICA CLUB - H.S.	246.12	55.00	55.00	663.70	0.00	663.70	
	472.58							
200 9844	BOWLING CLUB - HS	0.00	0.00	0.00	358.04	0.00	358.04	
	358.04							
200 9845	Destination Imagination	0.00	0.00	0.00	4,269.53	0.00	4,269.53	
	4,269.53							
200 9846	8th Grade Class Trip	28,069.00	2,000.00	4,780.40	27,938.86	10,860.00	17,078.86	
	3,150.26							
200 9847	Yearbook: Middle School	1,354.00	7,492.02	7,517.97	8,039.91	0.00	8,039.91	
	14,203.88							
200 9848	Student Council: Wantz	0.00	0.00	0.00	0.00	0.00	0.00	
	0.00							
200 9849	Outdoor Club: Middle School	1,600.00	0.00	0.00	6,187.30	0.00	6,187.30	
	4,587.30							
200 9850	School Newspaper: Wantz	0.00	0.00	0.00	0.00	0.00	0.00	
	0.00							
200 9851	POWER OF THE PEN - WANTZ	0.00	0.00	0.00	0.00	0.00	0.00	
	0.00							
200 9852	Band & Choir: Wantz	0.00	0.00	0.00	0.00	0.00	0.00	
	0.00							
200 9853	Student Council - Middle School	0.00	0.00	0.00	4,091.77	0.00	4,091.77	
	4,091.77							
200 9854	Student Council: Neff	0.00	0.00	0.00	0.00	0.00	0.00	
	0.00							
200 9855	LIBRARY: 6TH GRADE	0.00	0.00	0.00	0.00	0.00	0.00	
	0.00							
200 9857	MUSE Machine: Middle School	774.00	0.00	0.00	1,877.66	0.00	1,877.66	
	1,103.66							

Fund #	Fund Description	FYTD Receipts	MTD Expenditures	FYTD Expenditures	Current Fund Balance	Current Encumbrances	Unencumbered Fund Balance	Bank Code
Begin	Balance	MTD Receipts						
200 9860	SCIENCE CLUB - H.S. 12,901.35	1,618.00	2,408.00	0.00	187.00	15,122.35	3,813.00	11,309.35
200 9861	FRENCH CLUB - H.S. 0.00	0.00	0.00	0.00	0.00	0.00	0.00	0.00
200 9862	GERMAN CLUB - HS 0.00	0.00	0.00	0.00	0.00	0.00	0.00	0.00
200 9864	VIKING SHOP BOOKSTORE - H.S. 11,198.52	216.90	216.90	1,270.80	1,270.80	10,144.62	1,202.29	8,942.33
200 9865	DECA SALES CLUB - H.S. 443.54	0.00	0.00	0.00	0.00	443.54	230.00	213.54
200 9866	HOME EC: H.S. 354.83	0.00	0.00	0.00	0.00	354.83	0.00	354.83
200 9867	FUTURE MEDICAL CAREERS - H.S. 0.00	0.00	0.00	0.00	0.00	0.00	0.00	0.00
200 9868	MHS GIRLS GOLF CLUB 0.00	0.00	0.00	0.00	0.00	0.00	0.00	0.00
200 9869	V.I.C.A. - H.S. 0.00	0.00	0.00	0.00	0.00	0.00	0.00	0.00
200 9870	STUDENT GOVERNMENT: HIGH SCHOOL 12,001.00	0.00	0.00	1,751.05	1,751.05	10,249.95	7,359.09	2,890.86
200 9871	BOOKWORMS CLUB - HS 0.00	0.00	0.00	0.00	0.00	0.00	0.00	0.00
200 9872	MIRUS YEARBOOK - H.S. 7,921.70	0.00	350.00	0.00	0.00	8,271.70	5,800.00	2,471.70
200 9873	HONOR SOCIETY - H.S. 691.93	270.00	270.00	0.00	85.00	876.93	0.00	876.93
200 9874	MUSICAL - H.S. 1,407.61	0.00	0.00	0.00	0.00	1,407.61	0.00	1,407.61
200 9875	CARDIO CLUB - HS 0.00	0.00	0.00	0.00	0.00	0.00	0.00	0.00
200 9876	BLUE & WHITE NEWSPAPER 605.41	0.00	0.00	0.00	0.00	605.41	0.00	605.41

Fund #	Fund Description	FYTD Receipts	MTD Expenditures	FYTD Expenditures	Current Fund Balance	Current Encumbrances	Unencumbered Fund Balance	Bank Code
Begin Balance	MTD Receipts							
200 9877	BMX CLUB - H.S. 0.00	0.00	0.00	0.00	0.00	0.00	0.00	
200 9878	COMPUTER CLUB: H.S. 6,483.50	0.00	0.00	0.00	6,483.50	384.23	6,099.27	
200 9879	VIDEO CLUB: H.S. 6,816.97	0.00	150.00	300.00	6,666.97	0.00	6,666.97	
200 9880	MUSE MACHINE 646.13	0.00	0.00	0.00	646.13	0.00	646.13	
200 9881	DANCE CLUB - HS 229.04	0.00	0.00	0.00	229.04	0.00	229.04	
200 9882	DIVERSITY FORUM CLUB - HS 0.00	0.00	0.00	0.00	0.00	0.00	0.00	
200 9883	HOLE-IN-ONE CLUB - HS 1,047.91	0.00	478.00	478.00	569.91	400.00	169.91	
200 9884	HUMAN RELATIONS CLUB - HS 0.00	0.00	0.00	0.00	0.00	0.00	0.00	
200 9885	DISCOVERY CLUB (S.S.) - H.S. 373.22	300.00	0.00	0.00	673.22	0.00	673.22	
200 9886	Common Ground Club - HS 0.00	0.00	0.00	0.00	0.00	0.00	0.00	
200 9887	MIAMISBURG BASKETBALL INTRAMURAL LEAGUE 1,355.04	0.00	0.00	0.00	1,355.04	0.00	1,355.04	
200 9888	BORCHERS BALLOONS 0.00	3,429.27	1,390.84	1,390.84	7,799.59	5,759.16	2,040.43	
200 9889	VOCAL MUSIC -HS 0.00	2,510.00	0.00	0.00	2,510.00	900.00	1,610.00	
200 9895	SKI CLUB - HS 2,718.55	0.00	0.00	0.00	2,718.55	0.00	2,718.55	
200 9904	BUSINESS PROFESSIONALS OF AMERCIA - HS 0.00	0.00	0.00	0.00	0.00	0.00	0.00	
200 9906	S.C.R.E.A.M: High School 0.00	0.00	0.00	0.00	0.00	0.00	0.00	

Fund #	Fund Description	FYTD Receipts	MTD Expenditures	FYTD Expenditures	Current Fund Balance	Current Encumbrances	Unencumbered Fund Balance	Bank Code
Begin	Balance	MTD Receipts						
451 9912	FY12 Network Connectivity	0.00	0.00	0.00	0.00	0.00	0.00	
451 9913	FY13 Network Connectivity	0.00	0.00	0.00	0.00	0.00	0.00	
451 9914	FY14 Network Connectivity	0.00	0.00	0.00	0.00	0.00	0.00	
451 9915	FY15 Network Connectivity	0.00	18,000.00	18,000.00	18,000.00-	0.00	18,000.00-	
463 9910	FY10 Alternative Education	0.00	0.00	0.00	0.00	0.00	0.00	
463 9911	FY11 Alternative Education	0.00	0.00	0.00	0.00	0.00	0.00	
463 9912	FY12 Alternative Education	0.00	0.00	0.00	0.00	0.00	0.00	
463 9913	FY13 Alternative Education	0.00	0.00	0.00	0.00	0.00	0.00	
463 9914	FY14 Alternative Education	113.75	0.00	500.00	0.00	0.00	0.00	
463 9915	FY15 Alternative Education	0.00	2,943.98	2,943.98	943.98-	11,151.00	12,094.98-	
499 9010	FY10 School Psychology Intern	0.00	0.00	0.00	0.00	0.00	0.00	
499 9011	FY11 SCHOOL PSYCHOLOGY INTERN	0.00	0.00	0.00	0.00	0.00	0.00	
499 9012	FY12 SCHOOL PSYCHOLOGY INTERN	0.00	0.00	0.00	0.00	0.00	0.00	
499 9013	FY13 SCHOOL PSYCHOLOGY INTERN	0.00	0.00	0.00	0.00	0.00	0.00	
499 9014	FY14 SCHOOL PSYCHOLOGY INTERN	2,610.06	0.00	6,479.74	89.80-	0.00	89.80-	
499 9015	FY15 SCHOOL PSYCHOLOGY INTERN	0.00	4,213.92	4,213.92	1,213.92-	470.00	1,683.92-	

Fund #	Fund Description	FYTD Receipts	MTD Expenditures	FYTD Expenditures	Current Fund Balance	Current Encumbrances	Unencumbered Fund Balance	Bank Code
Begin Balance	MTD Receipts							
499 9333	MIAMISBURG SECONDARY ACADEMY	0.00	24,026.85	61,717.54	53,090.81-	0.00	53,090.81-	
	8,626.73	0.00						
499 9911	FY11 BUILDING CULTURAL UNDERSTANDING	0.00	0.00	0.00	0.00	0.00	0.00	
	0.00	0.00						
504 9912	EDUCATION JOBS FUND -- FY 2011-12	0.00	0.00	0.00	0.00	0.00	0.00	
	0.00	0.00						
506 9012	Ohio Resident Educator Program - Entry Year	0.00	0.00	0.00	0.00	0.00	0.00	
	0.00	0.00						
506 9013	Ohio Resident Educator Program - Entry Year	0.00	0.00	0.00	0.00	0.00	0.00	
	0.00	0.00						
506 9014	Ohio Resident Educator Program - Entry Year	0.00	0.00	0.00	0.00	0.00	0.00	
	0.00	0.00						
506 9911	RTTT -- FY 2010-11	0.00	0.00	0.00	0.00	0.00	0.00	
	0.00	0.00						
506 9912	RTTT -- FY 2011-12	0.00	0.00	0.00	0.00	0.00	0.00	
	0.00	0.00						
506 9913	RTTT -- FY 2012-13	0.00	0.00	0.00	0.00	0.00	0.00	
	0.00	0.00						
506 9914	RTTT -- FY 2013-14	15,237.31	0.00	25,999.20	0.00	0.00	0.00	
	10,761.89	15,237.31						
506 9915	RTTT -- FY 2014-15	0.00	0.00	0.00	0.00	0.00	0.00	
	0.00	0.00						
516 932N	FY10 Title VI-B IDEA ARRA	0.00	0.00	0.00	0.00	0.00	0.00	
	0.00	0.00						
516 932O	FY11 Title VI-B IDEA ARRA	0.00	0.00	0.00	0.00	0.00	0.00	
	0.00	0.00						
516 9910	FY10 Title VI-B IDEA	0.00	0.00	0.00	0.00	0.00	0.00	
	0.00	0.00						
516 9911	FY11 Title VI-B IDEA	0.00	0.00	0.00	0.00	0.00	0.00	
	0.00	0.00						
516 9912	FY12 Title VI-B IDEA	0.00	0.00	0.00	0.00	0.00	0.00	
	0.00	0.00						

Date: 10/01/2014
 Time: 12:20 pm

MIAMISBURG CITY SD
 Financial Report by Fund/SCC

Page: 16
 (FINSUM)

Fund #	Fund Description	FYTD Receipts	MTD Expenditures	FYTD Expenditures	Current Fund Balance	Current Encumbrances	Unencumbered Fund Balance	Bank Code	
590 9911	FY11 Title II-A Improving Teacher Quality	0.00	0.00	0.00	0.00	0.00	0.00		
590 9912	FY12 Title II-A Improving Teacher Quality	0.00	0.00	0.00	0.00	0.00	0.00		
590 9913	FY13 Title II-A Improving Teacher Quality	0.00	0.00	0.00	0.00	0.00	0.00		
590 9914	FY14 Title II-A Improving Teacher Quality	827.81	141.06-	23,129.96	724.21	0.00	724.21		
590 9915	FY15 Title II-A Improving Teacher Quality	0.00	11,751.73	11,751.73	822.69	0.00	822.69		
GRAND TOTALS:									
		21,125,581.18	4,042,744.39	23,579,480.17	6,015,562.51	17,159,101.36	27,545,959.99	3,715,403.77	23,830,556.22