



June 2014

MIAMISBURG CITY SCHOOL DISTRICT - - MONTGOMERY COUNTY

CASH FLOW - GENERAL FUND

Fiscal 2014

	TOTAL	Actual JULY	Actual AUGUST	Actual SEPTEMBER	Actual OCTOBER	Actual NOVEMBER	Actual DECEMBER	Actual JANUARY	Actual FEBRUARY	Actual MARCH	Actual APRIL	Actual MAY	Actual JUNE
REVENUES:													
1.01 General Property (Real Estate)	28,047,270	11,484,146	0	2,128,030	0	0	0	230,556	10,480,898	2,759,266	964,374	0	0
1.02 Tangible Personal Property Tax	1,154,673	0	0	545,528	0	0	0	0	0	0	609,145	0	0
1.035 Unrestricted Grants-In-Aid	12,404,208	928,613	1,057,545	928,613	1,158,409	1,147,898	1,061,822	1,081,186	1,099,941	1,062,824	1,011,275	908,237	957,845
1.04 Restricted Grants-In-Aid	439,587	11,719	11,719	11,719	11,719	166,623	-11,448	13,278	75,263	53,327	32,126	31,731	31,811
1.05 Property Tax Allocation	5,349,964	0	0	0	0	2,768,846	33,593	0	0	0	0	836,336	1,711,189
1.06 All Other Operating Revenue	1,983,466	29,212	810,698	17,692	32,967	54,424	38,934	30,035	54,122	211,345	146,033	98,647	459,357
1.07 Total Revenue	49,379,168	12,453,690	1,879,962	3,631,582	1,203,095	4,137,791	1,122,901	1,355,055	11,710,224	4,086,762	2,762,953	1,874,951	3,160,202
OTHER FINANCING SOURCES:													
2.01 Proceeds from Sale of Notes	0	-	-	-	-	-	-	-	-	-	-	-	-
2.04 Operating Transfers In	0	-	-	-	-	-	-	-	-	-	-	-	-
2.05 Advances In	81,500	81,500	0	0	0	0	0	0	0	0	0	0	0
2.06 All Other Financing Sources	160,610	150,993	-20,467	4,473	14,710	0	108	586	3,203	2,377	3,041	1,201	385
2.07 Total Other financing Sources	242,110	232,493	-20,467	4,473	14,710	0	108	586	3,203	2,377	3,041	1,201	385
2.08 Total Revenue and Other Financing Sources	49,621,278	12,686,183	1,859,495	3,636,055	1,217,805	4,137,791	1,123,009	1,355,641	11,713,427	4,089,139	2,765,994	1,876,152	3,160,587
EXPENDITURES:													
3.01 Personal Services	28,582,069	2,221,915	2,305,817	2,349,928	2,375,751	2,506,547	2,385,208	2,317,252	2,471,442	2,376,298	2,330,799	2,554,517	2,386,595
3.02 Employee's Retirement / Ins Benefits	10,191,216	872,794	814,323	895,907	798,358	799,529	806,515	957,668	997,919	820,230	827,594	820,670	779,709
3.03 Purchased Services	6,012,699	700,375	458,829	399,441	456,280	311,867	325,404	484,461	741,382	384,483	684,228	415,665	650,284
3.04 Supplies and Materials	1,108,224	103,878	77,730	127,317	124,069	75,029	114,877	68,252	71,345	79,560	72,664	61,919	131,584
4.020 Notes-Principal	-	0	0	0	0	0	0	0	0	0	0	0	0
4.060 Notes-Interest	-	0	0	0	0	0	0	0	0	0	0	0	0
4.3 Other Objects	1,252,108	199,580	60,381	183,512	55,934	58,067	65,343	56,089	45,353	59,320	351,190	58,126	59,213
4.5 Total Expenditures	47,146,316	4,098,542	3,717,080	3,956,105	3,810,392	3,751,039	3,697,347	3,883,722	4,327,441	3,719,891	4,266,475	3,910,897	4,007,385
OTHER FINANCING USES:													
5.01 Operating Transfers Out	532,828	2,121	0	470,000	3,853	38,449	0	0	6,629	0	0	6,767	5,009
5.020 Advances Out	13,800	0	0	0	0	0	0	0	0	0	0	0	13,800
Total Other financing Uses	546,628	2,121	0	470,000	3,853	38,449	0	0	6,629	0	0	6,767	18,809
5.05 Total Exp and Other Financing Uses	47,692,944	4,100,663	3,717,080	4,426,105	3,814,245	3,789,488	3,697,347	3,883,722	4,334,070	3,719,891	4,266,475	3,917,664	4,026,194
6.01 Excess Rev & Oth Fin Sources Over (Under) Exp	1,928,334	8,585,520	-1,857,585	-790,050	-2,596,440	348,303	-2,574,338	-2,528,081	7,379,357	369,248	-1,500,481	-2,041,512	-865,607
7.01 Beginning Cash Balance	7,994,766	7,994,766	16,580,286	14,722,701	13,932,651	11,336,211	11,684,514	9,110,176	6,582,095	13,961,452	14,330,700	12,830,219	10,788,707
7.02 Ending Cash Balance	9,923,100	16,580,286	14,722,701	13,932,651	11,336,211	11,684,514	9,110,176	6,582,095	13,961,452	14,330,700	12,830,219	10,788,707	9,923,100
8.01 Outstanding Encumbrances		1,229,214	1,956,492	1,660,195	1,930,450	1,862,623	1,761,324	2,007,849	1,302,501	1,157,772	998,886	1,069,588	686,580

MIAMISBURG CITY SCHOOL DISTRICT

General Fund - Budget vs Actual

FY 2013-14

for the month of June 2014

	BUDGET	ACTUAL	DIFFERENCE
Revenues			
1.010 General Property Tax (Real Estate)	\$ -	\$ -	\$ -
1.020 Tangible Personal Property Tax	9,910	-	(9,910)
1.035 Unrestricted State Grants In Aid	986,740	957,845	(28,895)
1.040 Restricted State Grants	52,631	31,811	(20,820)
1.050 Property Tax Allocation	1,685,287	1,711,189	25,902
1.060 All Other Revenues	154,831	459,357	304,526
Total Revenues	2,889,399	3,160,202	270,803
Other Financing Sources			
2.010 Proceeds from Sale of Notes	-	-	-
2.040 Operating Transfers In	-	-	-
2.050 Advances In	-	-	-
2.060 All Other Financing Sources	-	385.00	385
Total Other Financing Sources	-	385	385
Total Revenues and Other Financing Sources	2,889,399	3,160,587	271,188
Expenditures			
3.010 Personal Services	2,439,775	2,386,595	(53,180)
3.020 Employee Benefits	867,771	779,709	(88,062)
3.030 Purchased Services	363,107	650,284	287,177
3.040 Supplies & Materials	80,053	131,584	51,531
4.020 Notes-Principal	-	-	-
4.060 Notes-Interest	-	-	-
4.300 Other Objects	63,813	59,213	(4,600)
Total Expenditures	3,814,519	4,007,385	192,866
Other Financing Uses			
5.010 Operating Transfers Out	5,000	5,009	9
5.020 Advances Out	40,000	13,800	(26,200)
Total Other Financing Uses	45,000	18,809	(26,191)
Total Expenditures and Other Financing Uses	3,859,519	4,026,194	166,675
Excess of Revenues and Other Financing Sources over(under) Expenditures and Other Financing Uses	(970,120)	(865,607)	
Cash Balance June 1	\$ 9,159,853	\$ 10,788,707	1,628,854
Cash Balance June 30	\$ 8,189,733	\$ 9,923,100	1,733,367

MIAMISBURG CITY SCHOOL DISTRICT

General Fund - Budget vs Actual

for the twelve months of FY 2013-14

	BUDGET	ACTUAL	DIFFERENCE
Revenues			
1.010 General Property Tax (Real Estate)	\$ 28,047,269	\$ 28,047,270	\$ 1
1.020 Tangible Personal Property Tax	1,165,498	1,154,673	(10,825)
1.035 Unrestricted State Grants In Aid	12,299,535	12,404,208	104,673
1.040 Restricted State Grants	436,755	439,587	2,832
1.050 Property Tax Allocation	5,330,173	5,349,964	19,791
1.060 All Other Revenues	1,791,000	1,983,466	192,466
Total Revenues	49,070,230	49,379,168	308,938
Other Financing Sources			
2.010 Proceeds from Sale of Notes	-	-	-
2.040 Operating Transfers In	-	-	-
2.050 Advances In	81,500	81,500	-
2.060 All Other Financing Sources	165,000	160,610	(4,390)
Total Other Financing Sources	246,500	242,110	(4,390)
Total Revenues and Other Financing Sources	49,316,730	49,621,278	304,548
Expenditures			
3.010 Personal Services	28,914,275	28,582,069	(332,206)
3.020 Employee Benefits	10,485,160	10,191,216	(293,944)
3.030 Purchased Services	6,708,198	6,012,699	(695,499)
3.040 Supplies & Materials	1,337,930	1,108,224	(229,706)
4.020 Notes-Principal	-	-	-
4.060 Notes-Interest	-	-	-
4.300 Other Objects	1,082,200	1,252,108	169,908
Total Expenditures	48,527,763	47,146,316	(1,381,447)
Other Financing Uses			
5.010 Operating Transfers Out	554,000	532,828	(21,172)
5.020 Advances Out	40,000	13,800	(26,200)
Total Other Financing Uses	594,000	546,628	(47,372)
Total Expenditures and Other Financing Uses	49,121,763	47,692,944	(1,428,819)
Excess of Revenues and Other Financing Sources over(under) Expenditures and Other Financing Uses	194,967	1,928,334	
Cash Balance July 1	\$ 7,994,766	\$ 7,994,766	-
Cash Balance June 30	\$ 8,189,733	\$ 9,923,100	1,733,367

MIAMISBURG CITY SCHOOL DISTRICT

General Fund - Budget vs Actual

FY 2013-14

	BUDGET	ACTUAL		% RECEIVED	TARGET
	7/1/2013 to	7/1/2013 to		/EXPENDED	
	6/30/2014	6/30/2014	DIFFERENCE		
Revenues					
1.010 General Property Tax (Real Estate)	\$ 28,047,269	\$ 28,047,270	\$ 1	100.00%	100.00%
1.020 Tangible Personal Property Tax	1,165,498	1,154,673	(10,825)	99.07%	100.00%
1.035 Unrestricted State Grants In Aid	12,299,535	12,404,208	104,673	100.85%	100.00%
1.040 Restricted State Grants	436,755	439,587	2,832	100.65%	100.00%
1.050 Property Tax Allocation	5,330,173	5,349,964	19,791	100.37%	100.00%
1.060 All Other Revenues	1,791,000	1,983,466	192,466	110.75%	100.00%
Total Revenues	49,070,230	49,379,168	308,938	100.63%	100.00%
Other Financing Sources					
2.010 Proceeds from Sale of Notes	-	-	-		
2.040 Operating Transfers In	-	-	-		
2.050 Advances In	81,500	81,500	-	100.00%	100.00%
2.060 All Other Financing Sources	165,000	160,610	(4,390)	97.34%	100.00%
Total Other Financing Sources	246,500	242,110	(4,390)	98.22%	100.00%
Total Revenues and Other Financing Sources	49,316,730	49,621,278	304,548	100.62%	100.00%
Expenditures					
3.010 Personal Services	28,914,275	28,582,069	(332,206)	98.85%	100.00%
3.020 Employee Benefits	10,485,160	10,191,216	(293,944)	97.20%	100.00%
3.030 Purchased Services	6,708,198	6,012,699	(695,499)	89.63%	100.00%
3.040 Supplies & Materials	1,337,930	1,108,224	(229,706)	82.83%	100.00%
4.020 Notes-Principal	-	-	-		0.00%
4.060 Notes-Interest	-	-	-		0.00%
4.300 Other Objects	1,082,200	1,252,108	169,908	115.70%	100.00%
Total Expenditures	48,527,763	47,146,316	(1,381,447)	97.15%	100.00%
Other Financing Uses					
5.010 Operating Transfers Out	554,000	532,828	(21,172)	96.18%	100.00%
5.020 Advances Out	40,000	13,800	(26,200)	34.50%	100.00%
Total Other Financing Uses	594,000	546,628	(47,372)	92.02%	100.00%
Total Expenditures and Other Financing Uses	49,121,763	47,692,944	(1,428,819)	97.09%	100.00%
Excess of Revenues and Other Financing Sources					
over(under) Expenditures and Other Financing Uses	194,967	1,928,334			
Beginning Cash Balance July 1	\$ 7,994,766	\$ 7,994,766	-		
Ending Cash Balance June 30	\$ 8,189,733	\$ 9,923,100	1,733,367		

**MIAMISBURG CITY SCHOOL DISTRICT
GENERAL FUND – FY 2013-14
JUNE 2014 FINANCIAL SUMMARY**

REVENUES:

- **REAL ESTATE TAX**
No significant variance noted for the year to date.
- **TANGIBLE PERSONAL PROPERTY TAX**
This category ended up being \$10,825 lower than projections.
- **UNRESTRICTED STATE GRANTS IN AID (STATE FOUNDATION)**
This category ended up being \$104,673 higher than projections.
- **RESTRICTED STATE GRANTS**
No significant variance noted for the year to date.
- **PROPERTY TAX ALLOCATION (HOMESTEAD & ROLLBACK)**
No significant variance noted for the year to date.
- **ALL OTHER REVENUES**
This category ended up being \$192,466 higher than projections.
- **TOTAL OTHER FINANCING SOURCES**
No significant variance noted for the year to date.

**MIAMISBURG CITY SCHOOL DISTRICT
GENERAL FUND – FY 2013-14
JUNE 2014 FINANCIAL SUMMARY**

EXPENDITURES:

- **PERSONAL SERVICES**
Salaries are slightly below (1.15%) forecasted amounts.
- **EMPLOYEE BENEFITS**
Fringe benefits are slightly below (2.80%) forecasted amounts.
- **PURCHASED SERVICES**
Purchased Services are below (10.37%) forecasted amounts.
- **SUPPLIES & MATERIALS**
Supplies and materials ended up below (17.17%) forecasted amounts.
- **CAPITAL OUTLAY**
In accordance with assumptions approved by the board as part of the five year forecast, capital expenditures are not made from the general fund. We continue to use the two permanent improvements funds for these types of expenditures.
- **OTHER OBJECTS**
Other objects are mostly made up of auditor/treasurer fees from Montgomery County and Montgomery County ESC service deductions. The nature of the County fees is cyclical and hard to determine on a monthly basis. This line item ended above projections by 15.70% due to higher than anticipated auditor & treasurer fees.
- **OTHER FINANCING USES**
Transfers and advances ended up being (7.98%) below forecasted amounts.

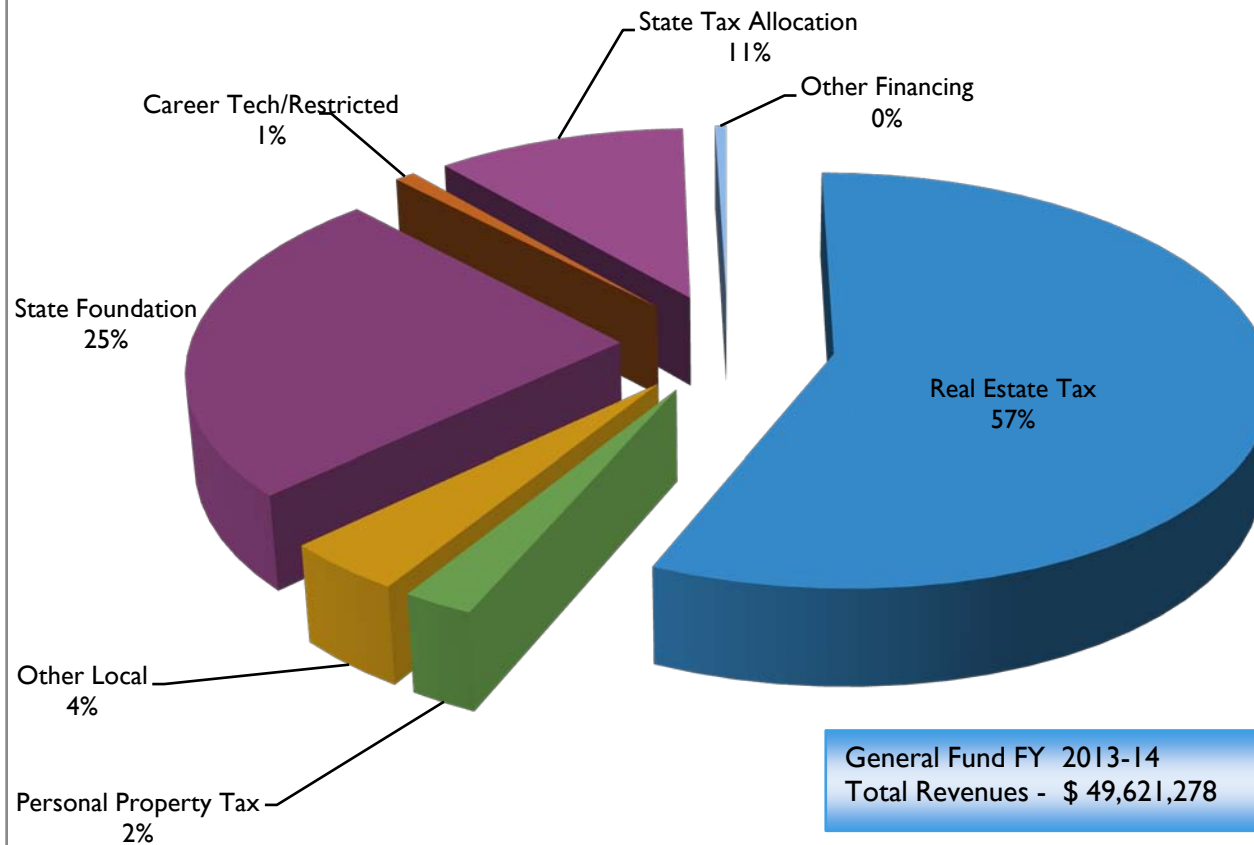
**MIAMISBURG CITY SCHOOL DISTRICT
GENERAL FUND – FY 2013-14
JUNE 2014 FINANCIAL SUMMARY**

	Actual FY 2009-10	Actual FY 2010-11	Actual FY 2011-12	Actual FY 2012-13
Salary & Fringe Benefits	\$38,676,042	\$37,725,941	\$37,599,700	\$37,790,874
Total Operating Revenue	\$41,069,630	\$46,031,556	\$49,523,381	\$47,333,751
Salary & Fringe Benefits as a % of Operating Revenue	94.17%	81.96%	75.92%	79.84%

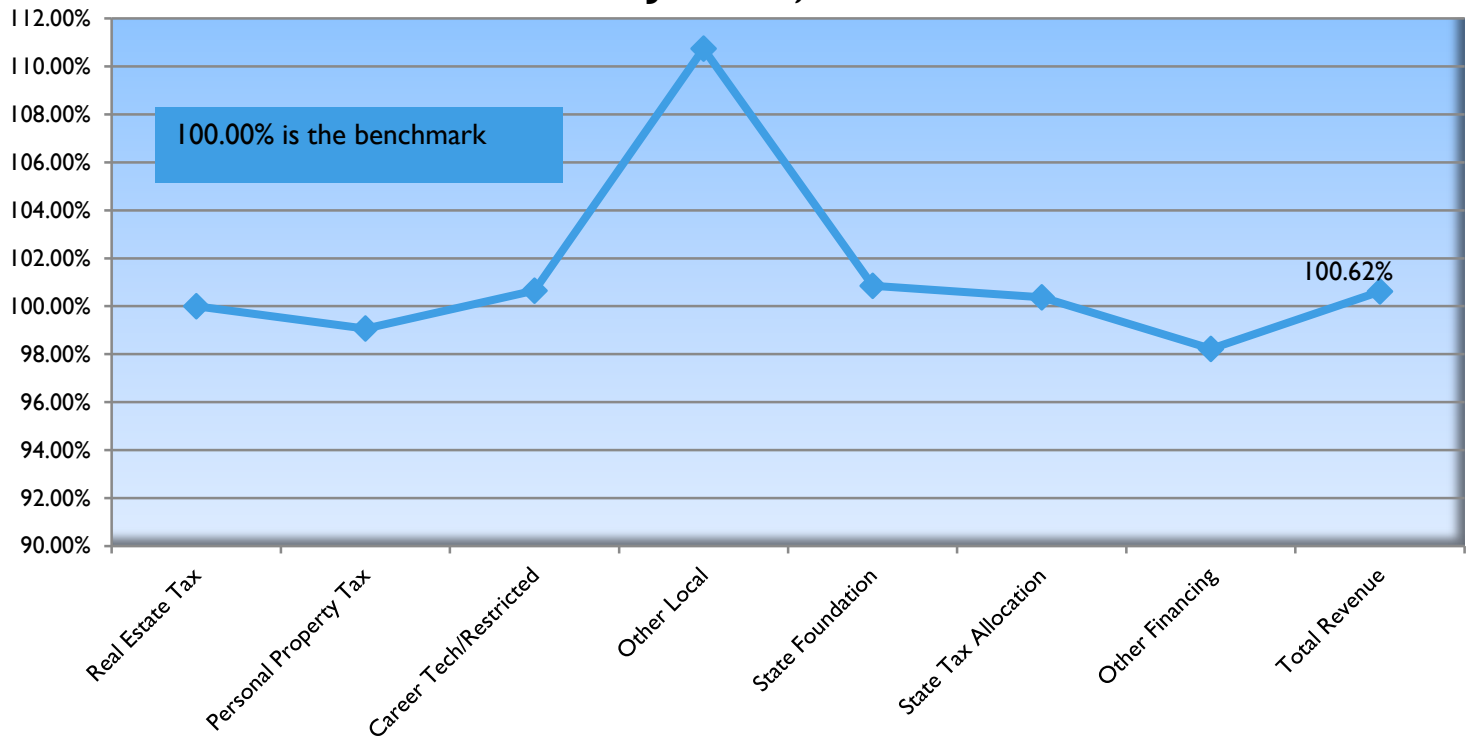
	Projected FY 2013-14	Projected FY 2014-15	Projected FY 2015-16	Projected FY 2016-17
Salary & Fringe Benefits	\$39,399,435	\$40,908,295	\$41,997,315	\$42,935,820
Total Operating Revenue	\$49,070,230	\$50,250,285	\$50,647,768	\$52,202,799
Salary & Fringe Benefits as a % of Operating Revenue	80.29%	81.41%	82.92%	82.25%

- General fund salaries and benefits are budgeted to be 80.29% of operational revenue. We ended the year at 78.52%. This number is normally in the 70% range by November and then is between 70% and 80% for the remainder of the fiscal year. The target is 80% or below while anything over 85% is not desirable. This number will be on the higher side until all of our property tax revenue is received and tends to fluctuate due to our high dependence upon property tax revenue.

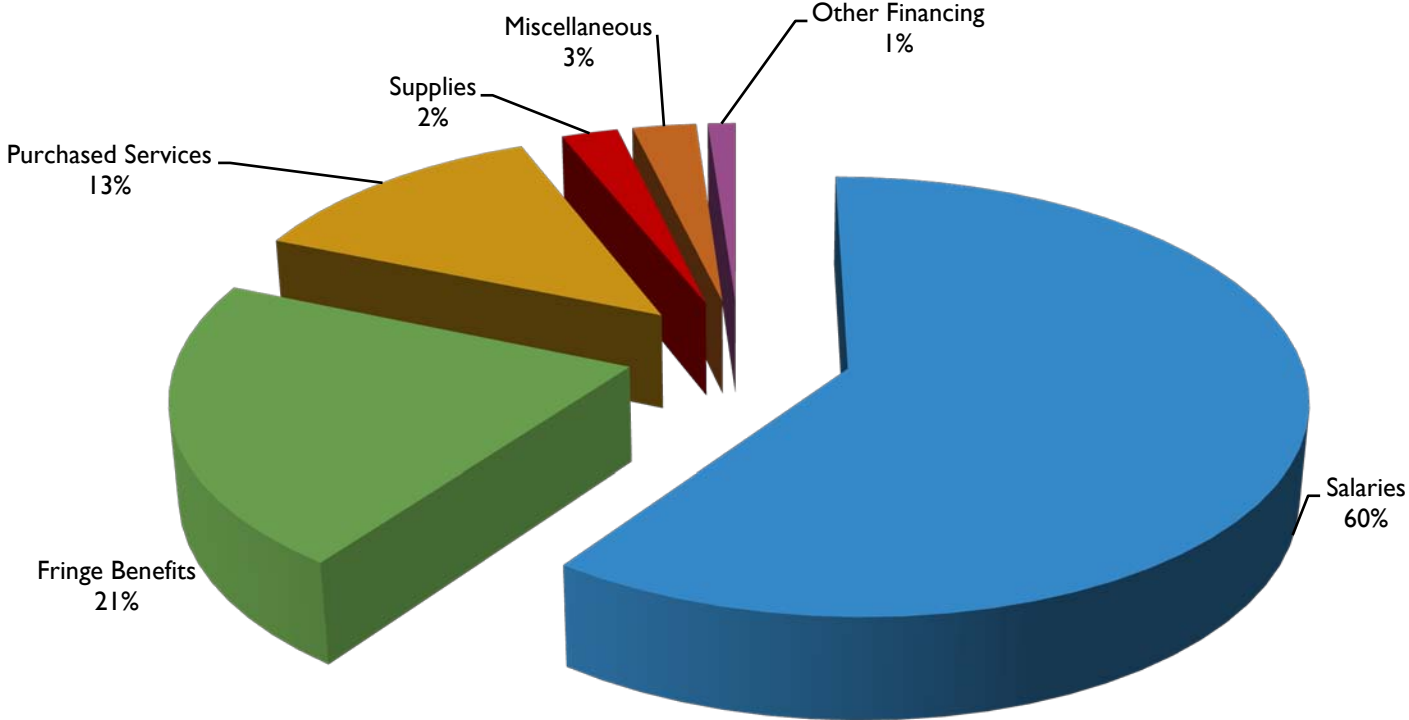
Where does the money come from ?



General Fund FY 2013-14 Percentage received of Revenues as of June 30, 2014

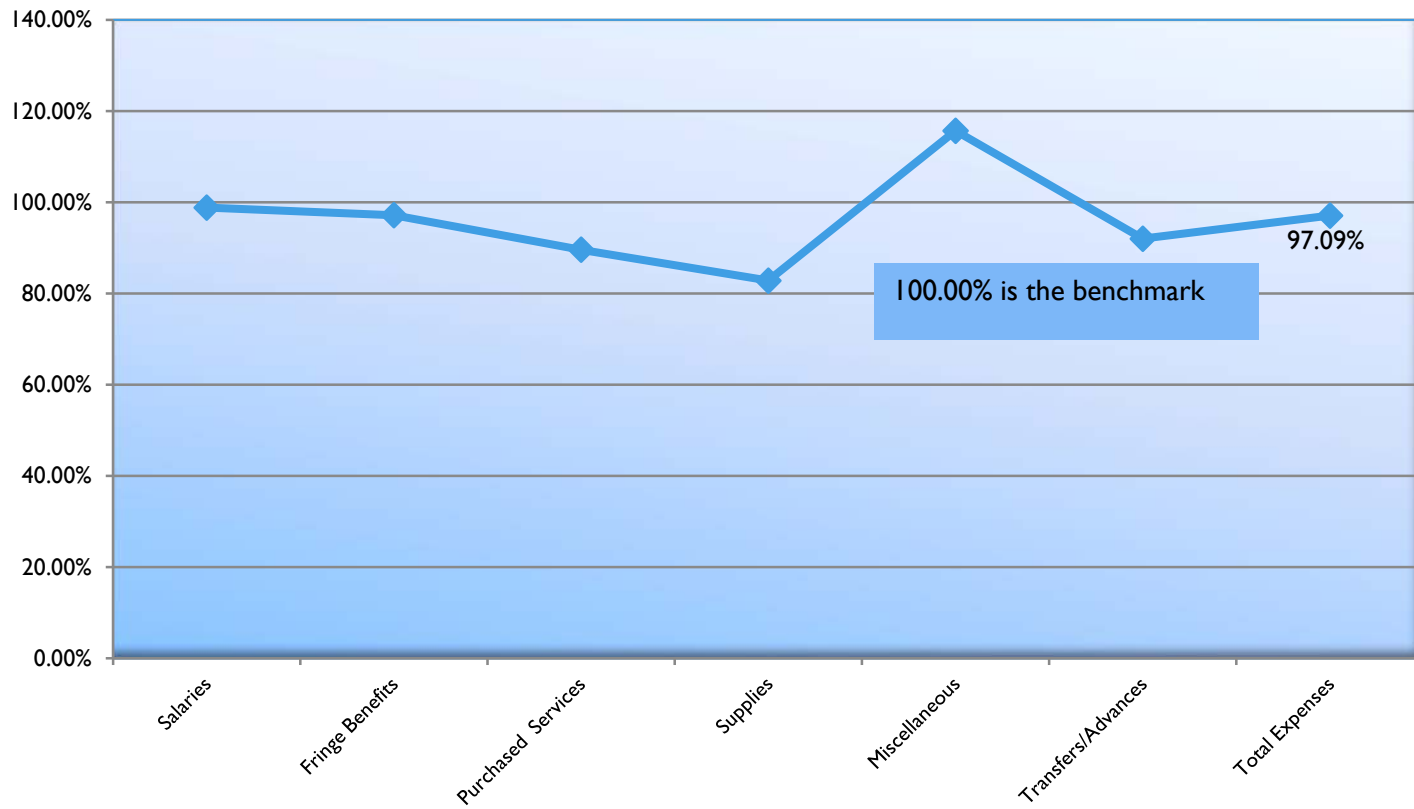


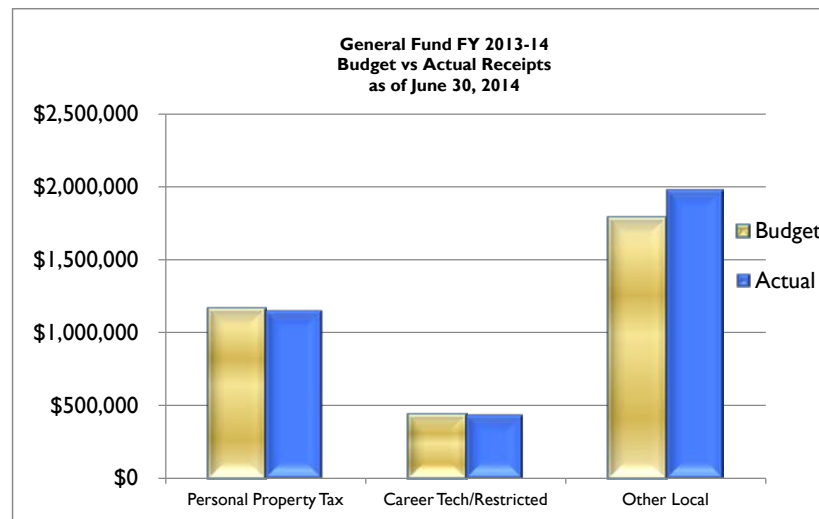
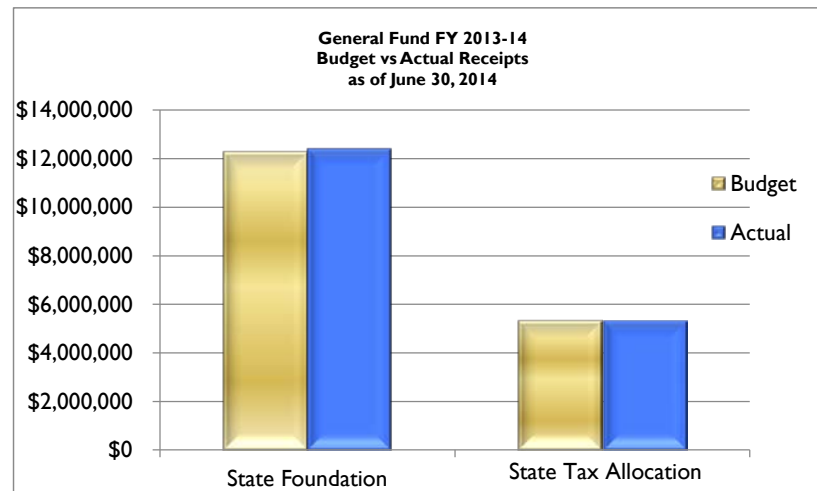
Where does the money go ?



General Fund FY 2013-14
Total Expenditures - \$ 47,692,944

General Fund FY 2013-14 Percentage spent of Expenditures as of June 30, 2014

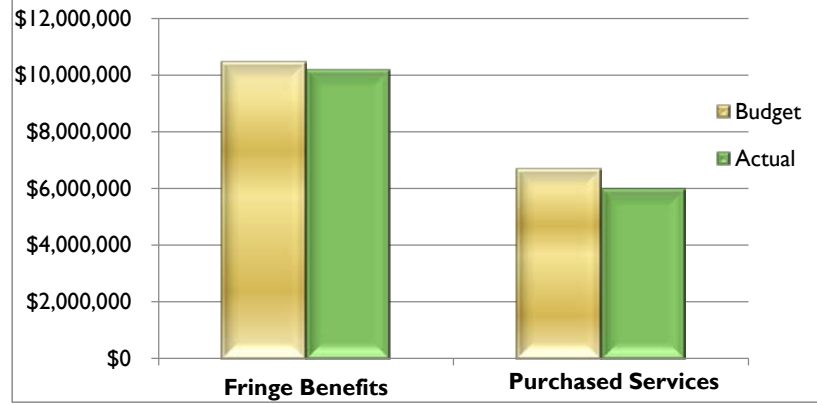




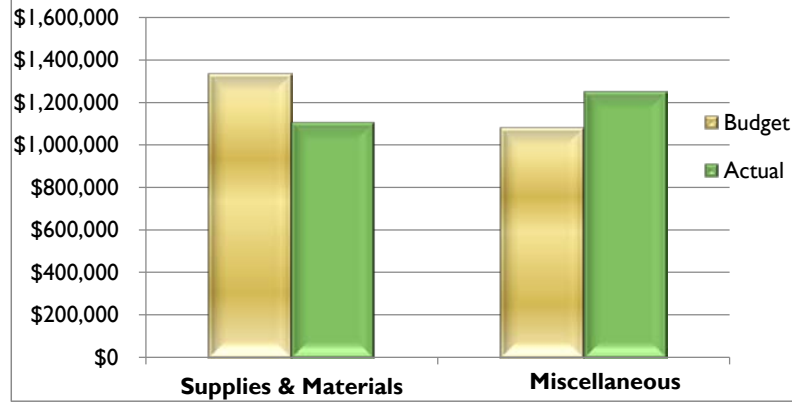
General Fund FY 2013-14
Budget vs Actual Expenditures
as of June 30, 2014



General Fund FY 2013-14
Budget vs Actual Expenditures
as of June 30, 2014



General Fund FY 2013-14
Budget vs Actual Expenditures
as of June 30, 2014



Miamisburg City School District
Bank Reconciliation
June 30, 2014

Balance Per Bank Statements

Farmers & Merchants	4,057,461.14
Fifth Third Checking	3,921,314.64
Baird/US Bank	13,182,541.20
Baird 2008 Bond	-
Fifth Third Securities 2008 Bond	-
Star Ohio 2008 Bond	-
Star Ohio	3,451.31
Bond Retirement Borrowing	-
Total Bank Balance	21,164,768.29
Change Fund	-
Petty Cash	400.00
	21,165,168.29

Less:

Outstanding Checks - A/P	(6,492.91)
Outstanding Payroll Checks	(16,328.13)

Adjusted Bank Balance **21,142,347.25**

Fund Balances

Fund Balances as of June 30, 2014	21,125,581.18
Less:	
Bank Service charge	(1,526.82)
Void Direct Deposit	-
V Card Transfer	-
Flex bank fee	(1,022.00)
Bank deposit error	-
Add:	-
Flex Bank	250.00
Purchasing Card	10,819.11
Outstanding Deposits	8,245.78

Adjusted Fund Balances **21,142,347.25**

Variance Between Fund and Book **0.00**

-- Options Summary --

Summary or Detail Report? (S,D) S
Output file: FINSUMM1.PDF
Type: CSV
Print options page? (Y,N) Y
Report heading: fy 2013-14
Generate FINDET report for comparison? (Y,N) N
Sort options: FD
Subtotal options: FD
Include future encumbrance amounts? (Y,N) N
Include accounts with zero amounts? (Y,N) N
Include accounts which are no longer active? (Y,N,I) Y

BAT_FINSUM executed by MBADMIN on node MDECA5:: at 1-JUL-2014 10:25:17.94

MIAMISBURG CITY SD
 Financial Report by Fund
 fy 2013-14

Begin Balance	MTD Receipts	FYTD Receipts	MTD Expenditures	FYTD Expenditures	Current Fund Balance	Current Encumbrances	Unencumbered Fund Balance
TOTAL FOR Fund 001 - GENERAL:							
7,994,766.41	3,160,586.92	49,621,278.76	4,026,194.24	47,692,943.70	9,923,101.47	686,579.82	9,236,521.65
TOTAL FOR Fund 002 - BOND RETIREMENT:							
3,080,109.71	254,253.22	4,840,780.79	1,133.41	5,202,838.07	2,718,052.43	0.00	2,718,052.43
TOTAL FOR Fund 003 - PERMANENT IMPROVEMENT:							
6,743,802.40	149,349.04	3,140,152.59	127,186.48	4,542,567.94	5,341,387.05	2,313,883.07	3,027,503.98
TOTAL FOR Fund 004 - BUILDING:							
15,132.14	0.00	0.00	0.00	0.00	15,132.14	0.00	15,132.14
TOTAL FOR Fund 005 - REPLACEMENT:							
25,156.69	0.00	0.00	0.00	0.00	25,156.69	0.00	25,156.69
TOTAL FOR Fund 006 - FOOD SERVICE:							
1,466,740.77	283,393.51	1,979,450.40	116,682.84	2,127,736.10	1,318,455.07	207,314.01	1,111,141.06
TOTAL FOR Fund 007 - SPECIAL TRUST:							
90,686.86	494.87	22,546.04	1,165.92	11,060.98	102,171.92	950.00	101,221.92
TOTAL FOR Fund 008 - ENDOWMENT:							
6,499.69	0.00	0.00	0.00	0.00	6,499.69	0.00	6,499.69
TOTAL FOR Fund 009 - UNIFORM SCHOOL SUPPLIES:							
134,010.05	15,131.69	229,222.65	16,998.49	239,674.06	123,558.64	22,360.89	101,197.75
TOTAL FOR Fund 018 - PUBLIC SCHOOL SUPPORT:							
182,766.37	6,790.87	87,991.63	18,109.15	95,231.48	175,526.52	23,010.37	152,516.15
TOTAL FOR Fund 019 - OTHER GRANT:							
78,496.41	1,481.12	33,600.57	1,591.13	36,919.92	75,177.06	1,456.21	73,720.85
TOTAL FOR Fund 024 - EMPLOYEE BENEFITS SELF INS.:							
0.00	4,480.00	26,860.00	0.00	0.00	26,860.00	0.00	26,860.00
TOTAL FOR Fund 031 - UNDERGROUND STORAGE TANK FUND							
9,400.00	0.00	0.00	0.00	1,400.00	8,000.00	0.00	8,000.00
TOTAL FOR Fund 035 - TERMINATION BENEFITS - HB426:							
432,129.46	0.00	300,000.00	0.00	259,277.29	472,852.17	0.00	472,852.17
TOTAL FOR Fund 070 - CAPITAL PROJECTS:							
176,755.39	0.00	0.00	0.00	0.00	176,755.39	0.00	176,755.39
TOTAL FOR Fund 200 - STUDENT MANAGED ACTIVITY:							
130,844.39	6,820.00	350,568.79	21,416.78	362,387.77	119,025.41	22,802.86	96,222.55

MIAMISBURG CITY SD
 Financial Report by Fund
 fy 2013-14

Begin Balance	MTD Receipts	FYTD Receipts	MTD Expenditures	FYTD Expenditures	Current Fund Balance	Current Encumbrances	Unencumbered Fund Balance
TOTAL FOR Fund 300 - DISTRICT MANAGED ACTIVITY:							
215,311.03	1,329.00	185,932.57	17,266.30	200,902.64	200,340.96	17,991.49	182,349.47
TOTAL FOR Fund 401 - AUXILIARY SERVICES:							
289,935.07	6.30	912,533.39	85,695.41	1,036,164.89	166,303.57	129,538.39	36,765.18
TOTAL FOR Fund 432 - MANAGEMENT INFORMATION SYSTEM							
42,826.18	0.00	170,000.00	6,033.29	169,806.97	43,019.21	5,689.01	37,330.20
TOTAL FOR Fund 451 - DATA COMMUNICATION FUND:							
0.00	0.00	18,000.00	0.00	18,000.00	0.00	0.00	0.00
TOTAL FOR Fund 463 - ALTERNATIVE SCHOOLS:							
385.78	7,035.75	36,746.22	7,617.75	37,018.25	113.75	0.00	113.75
TOTAL FOR Fund 499 - MISCELLANEOUS STATE GRANT FUN							
25,992.77	78,011.95	333,111.09	26,201.40	347,867.07	11,236.79	150.00	11,086.79
TOTAL FOR Fund 506 - RACE TO THE TOP:							
5,550.40	17,370.24	121,967.79	1,620.96	116,756.30	10,761.89	250.00	10,511.89
TOTAL FOR Fund 516 - IDEA PART B GRANTS:							
21,819.40	147,470.21	1,075,801.66	96,800.81	1,067,421.87	30,199.19	29,454.80	744.39
TOTAL FOR Fund 551 - LIMITED ENGLISH PROFICIENCY:							
472.60	1,500.00	21,834.88	1,396.87	22,095.12	212.36	0.00	212.36
TOTAL FOR Fund 572 - TITLE I DISADVANTAGED CHILDRE							
16,391.92	105,000.00	1,081,710.13	78,428.76	1,063,433.09	34,668.96	3,642.00	31,026.96
TOTAL FOR Fund 587 - IDEA PRESCHOOL-HANDICAPPED:							
182.08	2,100.00	23,172.69	1,938.32	23,169.73	185.04	0.00	185.04
TOTAL FOR Fund 590 - IMPROVING TEACHER QUALITY:							
821.79	12,000.00	134,849.15	11,378.52	134,843.13	827.81	0.00	827.81
GRAND TOTALS:							
21,186,985.76	4,254,604.69	64,748,111.79	4,664,856.83	64,809,516.37	21,125,581.18	3,465,072.92	17,660,508.26

-- Options Summary --

Summary or Detail Report? (S,D) D
Output file: FINSUMM.PDF
Type: CSV
Print options page? (Y,N) Y
Report heading: fy 2013-14
Generate FINDET report for comparison? (Y,N) N
Sort options: FS
Include future encumbrance amounts? (Y,N) N
Include accounts with zero amounts? (Y,N) N
Include accounts which are no longer active? (Y,N,I) Y

BAT_FINSUM executed by MBADMIN on node MDECA5:: at 1-JUL-2014 10:24:59.92

MIAMISBURG CITY SD
 Financial Report by Fund/SCC
 fy 2013-14

Fund #	Fund Description	FYTD Receipts	MTD Expenditures	FYTD Expenditures	Current Fund Balance	Current Encumbrances	Unencumbered Fund Balance	Bank Code	
001 0000	General Fund	7,994,766.41	3,160,586.92	49,621,278.76	4,026,194.24	47,692,943.70	9,923,101.47	686,579.82	9,236,521.65
002 9080	Bond Retirement: 2008 Issue	2,018,819.45	224,846.70	4,227,705.12	1,002.32	4,558,768.72	1,687,755.85	0.00	1,687,755.85
002 9097	Bond Retirement: 1997 Issue	1,061,290.26	29,406.52	613,075.67	131.09	644,069.35	1,030,296.58	0.00	1,030,296.58
003 9080	Construction Interest: 2008 Issue	841,361.54	0.00	69.56	0.00	48,720.49	792,710.61	19,146.01	773,564.60
003 9090	Perm Improvement: Montgomery County TID	316,105.42	0.00	0.00	0.00	0.00	316,105.42	0.00	316,105.42
003 9091	Perm Improvement: 1991 Levy	2,249,662.35	73,674.21	1,595,072.14	29,333.67	1,360,914.01	2,483,820.48	1,458,782.15	1,025,038.33
003 9093	Perm Improvement: 1993 Levy	3,336,673.09	75,674.83	1,545,010.89	97,852.81	3,132,933.44	1,748,750.54	835,954.91	912,795.63
004 9097	BUILDING FUND	15,132.14	0.00	0.00	0.00	0.00	15,132.14	0.00	15,132.14
005 0000	Insurance Replacement	25,156.69	0.00	0.00	0.00	0.00	25,156.69	0.00	25,156.69
006 0000	LUNCHROOM	1,466,740.77	283,393.51	1,979,450.40	116,682.84	2,127,736.10	1,318,455.07	207,314.01	1,111,141.06
007 9810	Staff Trust Fund: Transportation	4,368.02	98.23	699.51	0.00	518.83	4,548.70	0.00	4,548.70
007 9811	Staff Trust Fund: Maintenance	10.00	0.00	0.00	0.00	10.00	0.00	0.00	0.00
007 9814	Staff Flower Fund: Middle School	7,136.62	40.00	908.38	187.51	2,580.69	5,464.31	300.00	5,164.31
007 9815	Staff Flower Fund: Mound	642.06	21.60	281.13	128.23	594.67	328.52	0.00	328.52
007 9818	TEACHERS LOUNGE - H.S.	2,212.80	69.54	831.00	0.00	2,026.86	1,016.94	650.00	366.94
007 9820	CENTRAL OFFICE - COKE SALES	3,484.69	0.00	57.89	59.90	1,269.09	2,273.49	0.00	2,273.49

Date: 07/01/2014
 Time: 10:24 am

MIAMISBURG CITY SD
 Financial Report by Fund/SCC
 fy 2013-14

Page: 2
 (FINSUM)

Fund #	Fund Description	FYTD Receipts	MTD Expenditures	FYTD Expenditures	Current Fund Balance	Current Encumbrances	Unencumbered Fund Balance	Bank Code
Begin Balance	MTD Receipts							
007 9823	Coke Sponsorship Fund							
65,432.73	0.00	17,028.26	0.00	0.00	82,460.99	0.00	82,460.99	
007 9824	Media One Grant							
500.00	0.00	0.00	0.00	500.00	0.00	0.00	0.00	
007 9825	Staff Flower Fund: Kinder							
477.80	46.35	429.08	0.00	350.00	556.88	0.00	556.88	
007 9826	Staff Flower Fund: Bauer							
121.87	0.00	65.95	0.00	63.73	124.09	0.00	124.09	
007 9827	Staff Flower Fund: Mark Twain							
2,085.86	56.38	1,166.53	128.09	1,483.63	1,768.76	0.00	1,768.76	
007 9828	Staff Flower Fund: Bear							
1,623.86	49.43	227.32	27.98	177.03	1,674.15	0.00	1,674.15	
007 9829	Staff Flower Fund: Medlar View							
1,618.60	23.91	296.79	272.08	716.22	1,199.17	0.00	1,199.17	
007 9830	Staff Flower Fund: Jane Chance							
971.95	89.43	554.20	362.13	770.23	755.92	0.00	755.92	
008 9008	MIAMISBURG SCHOOL FOUNDATION							
6,499.69	0.00	0.00	0.00	0.00	6,499.69	0.00	6,499.69	
009 9901	Uniform School Supplies: Bauer							
7,821.34	180.00	10,695.00	0.00	8,722.33	9,794.01	1,569.63	8,224.38	
009 9902	Uniform School Supplies: Bear							
10,101.35	430.00	6,830.00	0.00	7,930.33	9,001.02	802.11	8,198.91	
009 9903	Uniform School Supplies: Kinder							
20,817.75	690.00	9,120.00	0.00	10,450.45	19,487.30	1,493.12	17,994.18	
009 9904	Uniform School Supplies: Mark Twain							
18,270.00	640.00	9,895.00	0.00	13,219.11	14,945.89	1,263.11	13,682.78	
009 9905	Uniform School Supplies: Mound							
6,796.72	310.00	9,645.00	0.00	8,721.08	7,720.64	1,435.62	6,285.02	
009 9908	Uniform School Supplies: MHS							
21,290.24	9,777.99	120,831.05	16,998.49	117,160.72	24,960.57	10,276.92	14,683.65	
009 9911	Uniform School Supplies: Medlar View							
16,142.12	395.00	10,375.00	0.00	13,693.79	12,823.33	1,493.12	11,330.21	

MIAMISBURG CITY SD
 Financial Report by Fund/SCC
 fy 2013-14

Fund #	Fund Description	FYTD Receipts	MTD Expenditures	FYTD Expenditures	Current Fund Balance	Current Encumbrances	Unencumbered Fund Balance	Bank Code	
Begin	Balance	Receipts							
009 9914	Uniform School Supplies: Jane Chance	11,277.74	420.00	11,340.00	0.00	10,590.77	12,026.97	1,646.14	10,380.83
009 9915	Uniform School Supplies: Middle School	21,492.79	2,288.70	40,491.60	0.00	49,185.48	12,798.91	2,381.12	10,417.79
018 9831	Principal's Fund: Bauer	2,578.94	66.00	6,477.82	1,084.38	4,340.89	4,715.87	2,237.06	2,478.81
018 9832	Principal's Fund: Bear	13,952.20	191.86	1,788.44	665.46	2,700.63	13,040.01	400.00	12,640.01
018 9833	Principal's Fund: Kinder	1,915.81	572.00	2,982.05	104.43	1,333.26	3,564.60	0.00	3,564.60
018 9834	Principal's Fund: Mark Twain	29,385.31	1,061.75	9,774.70	1,828.89	12,202.93	26,957.08	862.00	26,095.08
018 9835	Principal's Fund: Mound	22,525.07	681.00	7,365.70	997.36	7,830.64	22,060.13	2,761.70	19,298.43
018 9838	Principal's Fund: MHS	40,343.55	2,336.42	28,530.97	1,892.69	23,615.61	45,258.91	14,154.61	31,104.30
018 9839	Principal's Fund: Medlar View	41,629.56	1,438.15	10,442.10	5,728.84	19,012.61	33,059.05	195.00	32,864.05
018 9840	Principal's Fund: Maddux-Lang Primary	2,440.74	201.86	201.86	0.00	463.50	2,179.10	0.00	2,179.10
018 9841	Principal's Fund: Jane Chance	2,755.95	65.42	5,421.25	1,652.01	7,336.95	840.25	400.00	440.25
018 9842	Principal's Fund: Middle School	25,239.24	176.41	15,006.74	4,155.09	16,394.46	23,851.52	2,000.00	21,851.52
019 9005	Special Olympics	5,177.14	491.12	1,699.12	0.00	2,707.38	4,168.88	140.00	4,028.88
019 9006	Thanks a Million Giveaway	50,000.00	0.00	0.00	0.00	0.00	50,000.00	0.00	50,000.00
019 9007	MHS SCIENCE DEPT. GRANT	0.00	0.00	600.00	0.00	0.00	600.00	0.00	600.00
019 9097	DISCOVER GIVEAWAY - MARK TWAIN	7,803.00	0.00	0.00	0.00	0.00	7,803.00	500.00	7,303.00

MIAMISBURG CITY SD
 Financial Report by Fund/SCC
 fy 2013-14

Fund #	Fund Description	FYTD Receipts	MTD Expenditures	FYTD Expenditures	Current Fund Balance	Current Encumbrances	Unencumbered Fund Balance	Bank Code
Begin	Balance	Receipts	Expenditures	Expenditures	Balance	Encumbrances	Balance	Code
019 9099	DON CULP MINI GRANT (MEDLAR)	0.00	0.00	1,917.98	82.02	0.00	82.02	
019 9416	LPDC Tuition Payments	4,973.85	0.00	1,185.00	6,188.85	0.00	6,188.85	
019 9798	MENTORING PROGRAM	1,126.65	0.00	1,066.11	60.54	60.54	0.00	
019 9899	DONATION - EXERCISE SCIENCE	2,000.00	90.00	1,472.36	957.64	0.00	957.64	
019 9904	SCIENCE LITERACY GRANT - DAYTON FOUNDATION	1,000.00	0.00	2,264.88	235.12	0.00	235.12	
019 9905	Science Grant: Bauer	1,241.60	0.00	692.31	549.29	0.00	549.29	
019 9906	KINDERGARTEN READINESS COALITION GRANT	0.00	0.00	5,879.82	371.27-	550.00	921.27-	
019 9907	PROJECT 40 GRANT	952.83	0.00	273.40	679.43	0.00	679.43	
019 9910	COMMUNITY OUTREACH	3,553.97	900.00	11,619.47	3,544.50	205.67	3,338.83	
019 9912	FY11 CHAMBER OF COMMERCE GRANT - BAUER	500.00	0.00	500.00	0.00	0.00	0.00	
019 9915	FY12 MINI GRANTS	99.66	0.00	0.00	0.00	0.00	0.00	
019 9916	FY13 MINI GRANTS	42.44	0.00	0.00	0.00	0.00	0.00	
019 9917	MHS Parent Association	25.27	0.00	0.00	25.27	0.00	25.27	
019 9918	FY14 MINI GRANTS	0.00	0.00	7,341.21	653.79	0.00	653.79	
024 0000	EMPLOYEE BENEFITS	0.00	4,480.00	0.00	26,860.00	0.00	26,860.00	
031 0000	UNDERGROUND STORAGE TANK	9,400.00	0.00	1,400.00	8,000.00	0.00	8,000.00	

MIAMISBURG CITY SD
 Financial Report by Fund/SCC
 fy 2013-14

Fund #	Fund Description	FYTD Receipts	MTD Expenditures	FYTD Expenditures	Current Fund Balance	Current Encumbrances	Unencumbered Fund Balance	Bank Code
Begin	Balance	MTD Receipts						
035 0000	Termination Benefits Fund							
	432,129.46	0.00	300,000.00	0.00	259,277.29	472,852.17	0.00	472,852.17
070 9906	Capital Projects Fund							
	176,755.39	0.00	0.00	0.00	0.00	176,755.39	0.00	176,755.39
200 9800	Class of 2000							
	682.05	0.00	0.00	0.00	0.00	682.05	0.00	682.05
200 9812	Class of 2012							
	2.00	0.00	0.00	0.00	2.00	0.00	0.00	0.00
200 9813	Class of 2013							
	6,262.62	0.00	0.00	96.92	6,262.62	0.00	0.00	0.00
200 9814	CLASS OF 2014							
	1,056.35	72.00	20,709.00	3,285.50	17,930.70	3,834.65	3,800.00	34.65
200 9815	CLASS OF 2015							
	887.00	34.00	398.25	0.00	0.00	1,285.25	0.00	1,285.25
200 9816	CLASS OF 2016							
	367.30	24.00	438.00	0.00	0.00	805.30	0.00	805.30
200 9817	CLASS OF 2017							
	0.00	10.00	413.50	0.00	8.45	405.05	0.00	405.05
200 9841	VIKING PRIDE							
	2,686.53	0.00	0.00	0.00	309.95	2,376.58	0.00	2,376.58
200 9842	EARTH CLUB							
	1,620.21	0.00	944.00	0.00	905.08	1,659.13	0.00	1,659.13
200 9843	JUNIOR STATESMEN OF AMERICA CLUB - H.S.							
	201.33	0.00	5,131.25	0.00	4,860.00	472.58	0.00	472.58
200 9844	BOWLING CLUB - HS							
	570.68	0.00	1,338.00	0.00	1,550.64	358.04	0.00	358.04
200 9845	Destination Imagination							
	5,093.25	0.00	8,549.50	319.80	9,373.22	4,269.53	0.00	4,269.53
200 9846	8th Grade Class Trip							
	4,827.96	2,125.00	158,380.55	9,302.00	160,058.25	3,150.26	1,063.10	2,087.16
200 9847	Yearbook: Middle School							
	11,574.71	3,602.00	10,502.00	0.00	7,872.83	14,203.88	7,500.00	6,703.88

MIAMISBURG CITY SD
 Financial Report by Fund/SCC
 fy 2013-14

Fund #	Fund Description	FYTD Receipts	MTD Expenditures	FYTD Expenditures	Current Fund Balance	Current Encumbrances	Unencumbered Fund Balance	Bank Code	
Begin	Balance	MTD Receipts							
200 9849	Outdoor Club: Middle School	4,063.07	20.00	3,195.00	0.00	2,670.77	4,587.30	0.00	4,587.30
200 9853	Student Council - Middle School	4,342.66	0.00	3,355.00	0.00	3,605.89	4,091.77	0.00	4,091.77
200 9857	MUSE Machine: Middle School	1,830.27	0.00	7,100.85	200.00	7,827.46	1,103.66	0.00	1,103.66
200 9860	SCIENCE CLUB - H.S.	13,317.72	395.00	43,056.58	0.00	43,472.95	12,901.35	0.00	12,901.35
200 9864	VIKING SHOP BOOKSTORE - H.S.	11,127.76	43.00	2,778.57	0.00	2,707.81	11,198.52	0.00	11,198.52
200 9865	DECA SALES CLUB - H.S.	1,115.65	0.00	0.00	150.00	672.11	443.54	0.00	443.54
200 9866	HOME EC: H.S.	412.16	0.00	0.00	0.00	57.33	354.83	0.00	354.83
200 9867	FUTURE MEDICAL CAREERS - H.S.	245.76	0.00	13.20	8.96	258.96	0.00	0.00	0.00
200 9870	STUDENT GOVERNMENT: HIGH SCHOOL	13,622.13	0.00	19,237.63	436.11	20,858.76	12,001.00	1,032.65	10,968.35
200 9872	MIRUS YEARBOOK - H.S.	7,857.41	495.00	4,005.00	0.00	3,940.71	7,921.70	5,800.00	2,121.70
200 9873	HONOR SOCIETY - H.S.	745.11	0.00	3,389.21	0.00	3,442.39	691.93	0.00	691.93
200 9874	MUSICAL - H.S.	1,156.20	0.00	915.00	219.05	663.59	1,407.61	0.00	1,407.61
200 9876	BLUE & WHITE NEWSPAPER	874.41	0.00	0.00	0.00	269.00	605.41	0.00	605.41
200 9878	COMPUTER CLUB: H.S.	4,823.86	0.00	17,167.60	99.14	15,507.96	6,483.50	0.00	6,483.50
200 9879	VIDEO CLUB: H.S.	12,080.70	0.00	16,920.00	0.00	22,183.73	6,816.97	0.00	6,816.97
200 9880	MUSE MACHINE	551.44	0.00	439.00	0.00	344.31	646.13	0.00	646.13

MIAMISBURG CITY SD
 Financial Report by Fund/SCC
 fy 2013-14

Fund #	Fund Description	FYTD Receipts	MTD Expenditures	FYTD Expenditures	Current Fund Balance	Current Encumbrances	Unencumbered Fund Balance	Bank Code	
Begin Balance	MTD Receipts								
200 9881	DANCE CLUB - HS	0.00	0.00	1,528.10	0.00	1,299.06	229.04	12.11	216.93
200 9882	DIVERSITY FORUM CLUB - HS	159.57	0.00	0.00	159.57	159.57	0.00	0.00	0.00
200 9883	HOLE-IN-ONE CLUB - HS	1,099.91	0.00	1,020.00	0.00	1,072.00	1,047.91	0.00	1,047.91
200 9885	DISCOVERY CLUB (S.S.) - H.S.	379.67	0.00	72.00	0.00	78.45	373.22	0.00	373.22
200 9887	MIAMISBURG BASKETBALL INTRAMURAL LEAGUE	1,130.04	0.00	2,385.00	0.00	2,160.00	1,355.04	0.00	1,355.04
200 9895	SKI CLUB - HS	3,096.32	0.00	650.00	0.00	1,027.77	2,718.55	0.00	2,718.55
200 9907	MHS: S.A.D.D.	1,119.44	0.00	0.00	0.00	194.01	925.43	0.00	925.43
200 9908	PRIDE: MIDDLE SCHOOL	141.00	0.00	0.00	0.00	141.00	0.00	0.00	0.00
200 9909	CHALLENGERS - gifted	8,954.08	0.00	16,037.00	7,139.73	18,138.44	6,852.64	3,595.00	3,257.64
200 9910	H.S. INTERNATIONAL CLUB	54.47	0.00	0.00	0.00	0.00	54.47	0.00	54.47
200 9913	ART CLUB: H.S.	552.42	0.00	500.00	0.00	500.00	552.42	0.00	552.42
200 9916	Student Council: Mound	159.17	0.00	0.00	0.00	0.00	159.17	0.00	159.17
300 0000	ATHLETIC FUND - H.S.	215,311.03	1,329.00	185,932.57	17,266.30	200,902.64	200,340.96	17,991.49	182,349.47
401 9012	FY12 Auxiliary: Dayton Christian	66.00	0.00	5.78-	0.00	60.22	0.00	0.00	0.00
401 9013	FY13 Auxiliary: Dayton Christian	203,411.11	0.00	2,880.16-	0.00	200,530.95	0.00	0.00	0.00
401 9014	FY14 Auxiliary: Dayton Christian	0.00	3.18	635,797.58	35,979.58	544,671.76	91,125.82	84,613.23	6,512.59

MIAMISBURG CITY SD
 Financial Report by Fund/SCC
 fy 2013-14

Fund #	Fund Description	FYTD Receipts	MTD Expenditures	FYTD Expenditures	Current Fund Balance	Current Encumbrances	Unencumbered Fund Balance	Bank Code	
Begin	Balance	MTD Receipts							
401 9113	FY13 AUXILIARY: CREATIVE WORLD OF MONTESSORI	18,047.32	0.00	8,953.75-	0.00	9,093.57	0.00	0.00	
401 9114	FY14 AUXILIARY: CREATIVE WORLD OF MONTESSORI	0.00	0.08	23,521.70	1,174.74	21,600.01	1,921.69	1,780.16	141.53
401 9912	FY12 Auxiliary: Bishop Leibold	5,326.72	0.00	0.00	0.00	5,326.72	0.00	0.00	0.00
401 9913	FY13 Auxiliary: Bishop Leibold	63,083.92	0.00	20,878.65-	0.00	42,205.27	0.00	0.00	0.00
401 9914	FY14 Auxiliary: Bishop Leibold	0.00	3.04	285,932.45	48,541.09	212,676.39	73,256.06	43,145.00	30,111.06
432 9912	FY12 EMIS	83.92	0.00	0.00	0.00	83.92	0.00	0.00	0.00
432 9913	FY13 EMIS	42,742.26	0.00	0.00	0.00	42,742.26	0.00	0.00	0.00
432 9914	FY14 EMIS	0.00	0.00	170,000.00	6,033.29	126,980.79	43,019.21	5,689.01	37,330.20
451 9914	FY14 Network Connectivity	0.00	0.00	18,000.00	0.00	18,000.00	0.00	0.00	0.00
463 9913	FY13 Alternative Education	385.78	0.00	385.78-	0.00	0.00	0.00	0.00	0.00
463 9914	FY14 Alternative Education	0.00	7,035.75	37,132.00	7,617.75	37,018.25	113.75	0.00	113.75
499 9013	FY13 SCHOOL PSYCHOLOGY INTERN	462.14	0.00	4,257.93	0.00	4,720.07	0.00	0.00	0.00
499 9014	FY14 SCHOOL PSYCHOLOGY INTERN	0.00	4,754.17	24,061.04	2,089.94	21,450.98	2,610.06	150.00	2,460.06
499 9333	MIAMISBURG SECONDARY ACADEMY	25,530.63	73,257.78	304,792.12	24,111.46	321,696.02	8,626.73	0.00	8,626.73
506 9014	Ohio Resident Educator Program - Entry Year	0.00	0.00	3,500.00	382.85	3,500.00	0.00	0.00	0.00
506 9913	RTTT -- FY 2012-13	5,550.40	0.00	25,356.82	0.00	30,907.22	0.00	0.00	0.00

MIAMISBURG CITY SD
 Financial Report by Fund/SCC
 fy 2013-14

Fund #	Fund Description	FYTD Receipts	MTD Expenditures	FYTD Expenditures	Current Fund Balance	Current Encumbrances	Unencumbered Fund Balance	Bank Code
Begin Balance	MTD Receipts							
506 9914	RTTT -- FY 2013-14	93,110.97	1,238.11	82,349.08	10,761.89	250.00	10,511.89	
	0.00 17,370.24							
516 9913	FY13 Title VI-B IDEA	131,327.34	0.00	153,146.74	0.00	0.00	0.00	
	21,819.40 0.00							
516 9914	FY14 Title VI-B IDEA	944,474.32	96,800.81	914,275.13	30,199.19	29,454.80	744.39	
	0.00 147,470.21							
551 9013	FY13 Title III LEP	7,542.24	0.00	8,014.84	0.00	0.00	0.00	
	472.60 0.00							
551 9014	FY14 Title III LEP	14,292.64	1,396.87	14,080.28	212.36	0.00	212.36	
	0.00 1,500.00							
572 9013	Title I FY 2013 (West Carrolllton contract)	0.00	0.00	0.00	66.52	0.00	66.52	
	66.52 0.00							
572 9913	FY13 Title I Schoolwide	190,731.43	0.00	207,056.83	0.00	0.00	0.00	
	16,325.40 0.00							
572 9914	FY14 Title I Schoolwide	890,978.70	78,428.76	856,376.26	34,602.44	3,642.00	30,960.44	
	0.00 105,000.00							
587 9913	FY13 Early Childhood Special Education IDEA	3,146.91	0.00	3,328.99	0.00	0.00	0.00	
	182.08 0.00							
587 9914	FY14 Early Childhood Special Education IDEA	20,025.78	1,938.32	19,840.74	185.04	0.00	185.04	
	0.00 2,100.00							
590 9913	FY13 Title II-A Improving Teacher Quality	21,285.90	0.00	22,107.69	0.00	0.00	0.00	
	821.79 0.00							
590 9914	FY14 Title II-A Improving Teacher Quality	113,563.25	11,378.52	112,735.44	827.81	0.00	827.81	
	0.00 12,000.00							
GRAND TOTALS:		64,748,111.79	4,664,856.83	64,809,516.37	21,125,581.18	3,465,072.92	17,660,508.26	
	21,186,985.76 4,254,604.69							