

July 2015

MIAMISBURG CITY SCHOOL DISTRICT - - MONTGOMERY COUNTY

CASH FLOW - GENERAL FUND

Fiscal 2016

	TOTAL	Actual JULY	Projected AUGUST	Projected SEPTEMBER	Projected OCTOBER	Projected NOVEMBER	Projected DECEMBER	Projected JANUARY	Projected FEBRUARY	Projected MARCH	Projected APRIL	Projected MAY	Projected JUNE
REVENUES:													
1.01 General Property (Real Estate)	27,567,163	11,587,163	800,000	805,000	0	0	0	0	10,950,000	2,800,000	450,000	175,000	0
1.02 Tangible Personal Property Tax	1,245,524	0	0	600,000	0	0	0	0	0	0	645,524	0	0
1.035 Unrestricted Grants-In-Aid	13,779,404	1,104,404	1,150,000	1,150,000	1,150,000	1,150,000	1,175,000	1,150,000	1,150,000	1,150,000	1,150,000	1,150,000	1,150,000
1.04 Restricted Grants-In-Aid	483,903	30,153	41,250	41,250	41,250	41,250	41,250	41,250	41,250	41,250	41,250	41,250	41,250
1.05 Property Tax Allocation	4,504,490	0	0	0	1,325,000	1,021,280	25,000	0	0	0	0	835,000	1,298,210
1.06 All Other Operating Revenue	2,193,987	87,687	225,000	195,000	85,000	75,000	60,000	35,000	50,000	200,000	991,300	55,000	135,000
1.07 Total Revenue	49,774,471	12,809,407	2,216,250	2,791,250	2,601,250	2,287,530	1,301,250	1,226,250	12,191,250	4,191,250	3,278,074	2,256,250	2,624,460
OTHER FINANCING SOURCES:													
2.01 Proceeds from Sale of Notes	0	0	0	0	0	0	0	0	0	0	0	0	0
2.04 Operating Transfers In	0	0	0	0	0	0	0	0	0	0	0	0	0
2.05 Advances In	14,000	14,000	0	0	0	0	0	0	0	0	0	0	0
2.06 All Other Financing Sources	15,324	824	500	500	1,500	1,500	1,500	1,500	1,500	1,500	1,500	1,500	1,500
2.07 Total Other financing Sources	29,324	14,824	500	500	1,500	1,500	1,500	1,500	1,500	1,500	1,500	1,500	1,500
2.08 Total Revenue and Other Financing Sources	49,803,795	12,824,231	2,216,750	2,791,750	2,602,750	2,289,030	1,302,750	1,227,750	12,192,750	4,192,750	3,279,574	2,257,750	2,625,960
EXPENDITURES:													
3.01 Personal Services	31,297,601	2,366,622	2,500,000	2,600,000	2,600,000	2,800,000	2,600,000	2,600,000	2,600,000	2,600,000	2,600,000	2,830,979	2,600,000
3.02 Employee's Retirement / Ins Benefits	11,197,108	1,024,613	880,000	995,000	850,000	885,000	900,000	1,065,000	1,080,000	900,000	940,000	885,000	792,495
3.03 Purchased Services	6,641,048	760,298	425,000	475,000	650,000	425,000	550,000	670,750	525,000	475,000	775,000	485,000	425,000
3.04 Supplies and Materials	1,425,909	137,729	130,000	150,000	125,000	125,000	100,000	100,000	100,000	100,000	100,000	125,000	133,180
4.020 Notes-Principal	-	0	0	0	0	0	0	0	0	0	0	0	0
4.060 Notes-Interest	-	0	0	0	0	0	0	0	0	0	0	0	0
4.3 Other Objects	1,388,971	311,996	55,000	111,975	75,000	65,000	55,000	65,000	75,000	75,000	350,000	75,000	75,000
4.5 Total Expenditures	51,950,637	4,601,258	3,990,000	4,331,975	4,300,000	4,300,000	4,205,000	4,500,750	4,380,000	4,150,000	4,765,000	4,400,979	4,025,675
OTHER FINANCING USES:													
5.01 Operating Transfers Out	549,181	4,681	0	465,000	41,000	0	0	25,000	0	0	10,500	0	3,000
5.020 Advances Out	14,000	0	0	0	0	0	0	0	0	0	0	0	14,000
Total Other financing Uses	563,181	4,681	0	465,000	41,000	0	0	25,000	0	0	10,500	0	17,000
5.05 Total Exp and Other Financing Uses	52,513,818	4,605,939	3,990,000	4,796,975	4,341,000	4,300,000	4,205,000	4,525,750	4,380,000	4,150,000	4,775,500	4,400,979	4,042,675
6.01 Excess Rev & Oth Fin Sources Over (Under) Exp	-2,710,023	8,218,292	-1,773,250	-2,005,225	-1,738,250	-2,010,970	-2,902,250	-3,298,000	7,812,750	42,750	-1,495,926	-2,143,229	-1,416,715
7.01 Beginning Cash Balance	11,870,437	11,870,437	20,088,729	18,315,479	16,310,254	14,572,004	12,561,034	9,658,784	6,360,784	14,173,534	14,216,284	12,720,358	10,577,129
7.02 Ending Cash Balance	9,160,414	20,088,729	18,315,479	16,310,254	14,572,004	12,561,034	9,658,784	6,360,784	14,173,534	14,216,284	12,720,358	10,577,129	9,160,414
8.01 Outstanding Encumbrances		2,052,528	2,100,000	1,850,000	1,975,000	1,715,000	1,650,000	1,700,000	1,250,000	1,025,000	950,000	1,025,000	1,125,000

MIAMISBURG CITY SCHOOL DISTRICT

General Fund - Budget vs Actual

FY 2015-16

for the month of July 2015

	BUDGET	ACTUAL	DIFFERENCE
Revenues			
1.010 General Property Tax (Real Estate)	\$ 12,000,000	\$ 11,587,163	\$ (412,837)
1.020 Tangible Personal Property Tax	-	-	-
1.035 Unrestricted State grants In Aid	1,150,000	1,104,404	(45,596)
1.040 Restricted State Grants	41,250	30,153	(11,097)
1.050 Property Tax Allocation	-	-	-
1.060 All Other Revenues	55,000	87,687	32,687
Total Revenues	13,246,250	12,809,407	(436,843)
Other Financing Sources			
2.010 Proceeds from Sale of Notes	-	-	-
2.040 Operating Transfers In	-	-	-
2.050 Advances In	14,000	14,000	-
2.060 All Other Financing Sources	1,500	824	(676)
Total Other Financing Sources	15,500	14,824	(676)
Total Revenues and Other Financing Sources	13,261,750	12,824,231	(437,519)
Expenditures			
3.010 Personal Services	2,500,000	2,366,622	(133,378)
3.020 Employee Benefits	1,065,000	1,024,613	(40,387)
3.030 Purchased Services	775,000	760,298	(14,702)
3.040 Supplies & Materials	140,000	137,729	(2,271)
4.020 Notes-Principal	-	-	-
4.060 Notes-Interest	-	-	-
4.300 Other Objects	315,000	311,996	(3,004)
Total Expenditures	4,795,000	4,601,258	(193,742)
Other Financing Uses			
5.010 Operating Transfers Out	5,500	4,681	(819)
5.020 Advances Out	-	-	-
Total Other Financing Uses	5,500	4,681	(819)
Total Expenditures and Other Financing Uses	4,800,500	4,605,939	(194,561)
Excess of Revenues and Other Financing Sources over(under) Expenditures and Other Financing Uses	8,461,250	8,218,292	
Cash Balance July 1	\$ 11,870,437	\$ 11,870,437	-
Cash Balance July 31	\$ 20,331,687	\$ 20,088,729	(242,958)

MIAMISBURG CITY SCHOOL DISTRICT

General Fund - Budget vs Actual

FY 2015-16

	BUDGET	ACTUAL		% RECEIVED	TARGET
	7/1/2015 to	7/1/2015 to	DIFFERENCE	/EXPENDED	
	6/30/2016	7/30/2015			
Revenues					
1.010 General Property Tax (Real Estate)	\$ 27,980,000	\$ 11,587,163	\$ (16,392,837)	41.41%	42.89%
1.020 Tangible Personal Property Tax	1,245,524	-	(1,245,524)	0.00%	0.00%
1.035 Unrestricted State grants In Aid	13,825,000	1,104,404	(12,720,596)	7.99%	8.32%
1.040 Restricted State Grants	495,000	30,153	(464,847)	6.09%	8.33%
1.050 Property Tax Allocation	4,504,490	-	(4,504,490)	0.00%	0.00%
1.060 All Other Revenues	2,161,300	87,687	(2,073,613)	4.06%	2.54%
Total Revenues	50,211,314	12,809,407	(37,401,907)	25.51%	26.38%
Other Financing Sources					
2.010 Proceeds from Sale of Notes	-	-	-		
2.040 Operating Transfers In	-	-	-		
2.050 Advances In	14,000	14,000	-	100.00%	100.00%
2.060 All Other Financing Sources	16,000	824	(15,176)	5.15%	9.38%
Total Other Financing Sources	30,000	14,824	(15,176)	49.41%	51.67%
Total Revenues and Other Financing Sources	50,241,314	12,824,231	(37,417,083)	25.53%	26.40%
Expenditures					
3.010 Personal Services	31,430,979	2,366,622	(29,064,357)	7.53%	7.95%
3.020 Employee Benefits	11,237,495	1,024,613	(10,212,882)	9.12%	9.48%
3.030 Purchased Services	6,655,750	760,298	(5,895,452)	11.42%	11.64%
3.040 Supplies & Materials	1,428,180	137,729	(1,290,451)	9.64%	9.80%
4.020 Notes-Principal	-	-	-		
4.060 Notes-Interest	-	-	-		
4.300 Other Objects	1,391,975	311,996	(1,079,979)	22.41%	22.63%
Total Expenditures	52,144,379	4,601,258	(47,543,121)	8.82%	9.20%
Other Financing Uses					
5.010 Operating Transfers Out	550,000	4,681	(545,319)	0.85%	1.00%
5.020 Advances Out	14,000	-	(14,000)	0.00%	0.00%
Total Other Financing Uses	564,000	4,681	(559,319)	0.83%	0.98%
Total Expenditures and Other Financing Uses	52,708,379	4,605,939	(48,102,440)	8.74%	9.11%
Excess of Revenues and Other Financing Sources					
over(under) Expenditures and Other Financing Uses	(2,467,065)	8,218,292			
Cash Balance July 1	\$ 11,870,437	\$ 11,870,437	-		
Ending Cash Balance	\$ 9,403,372	\$ 20,088,729	10,685,357		

**MIAMISBURG CITY SCHOOL DISTRICT
GENERAL FUND – FY 2015-16
JULY 2015 FINANCIAL SUMMARY**

REVENUES:

- **REAL ESTATE TAX**
Advances were received in July and final settlement is expected to occur in September . Analysis of that settlement will be in the September report.
- **TANGIBLE PERSONAL PROPERTY TAX**
No significant variance noted for the year to date.
- **UNRESTRICTED STATE GRANTS IN AID (STATE FOUNDATION)**
No significant variance noted for the year to date.
- **RESTRICTED STATE GRANTS**
No significant variance noted for the year to date.
- **PROPERTY TAX ALLOCATION (HOMESTEAD & ROLLBACK)**
No significant variance noted for the year to date.
- **ALL OTHER REVENUES**
No significant variance noted for the year to date. Historically the bulk of revenue in this category is received in the last three months of the fiscal year.
- **TOTAL OTHER FINANCING SOURCES**
No significant variance noted for the year to date. This revenue source is highly unpredictable and as such may have large variances throughout the fiscal year.

**MIAMISBURG CITY SCHOOL DISTRICT
GENERAL FUND – FY 2015-16
JULY 2015 FINANCIAL SUMMARY**

EXPENDITURES:

- **SALARIES**
Salaries are below (.42%) forecasted amounts.
- **BENEFITS**
Fringe benefits are below (.36%) forecasted amounts.
- **PURCHASED SERVICES**
Purchased Services are below (0.22%) forecasted amounts.
- **SUPPLIES & MATERIALS**
Supplies and materials are not necessarily purchased evenly throughout the year and can reflect some significant variances.
- **CAPITAL OUTLAY**
In accordance with assumptions approved by the board as part of the five year forecast, capital expenditures are not made from the general fund. We continue to use the two permanent improvements funds for these types of expenditures.
- **OTHER OBJECTS**
Other objects are mostly made up of auditor/treasurer fees from Montgomery County and Montgomery County ESC service deductions. The nature of the County fees is cyclical and hard to determine on a monthly basis.
- **OTHER FINANCING USES**
No significant variance noted for the year to date.

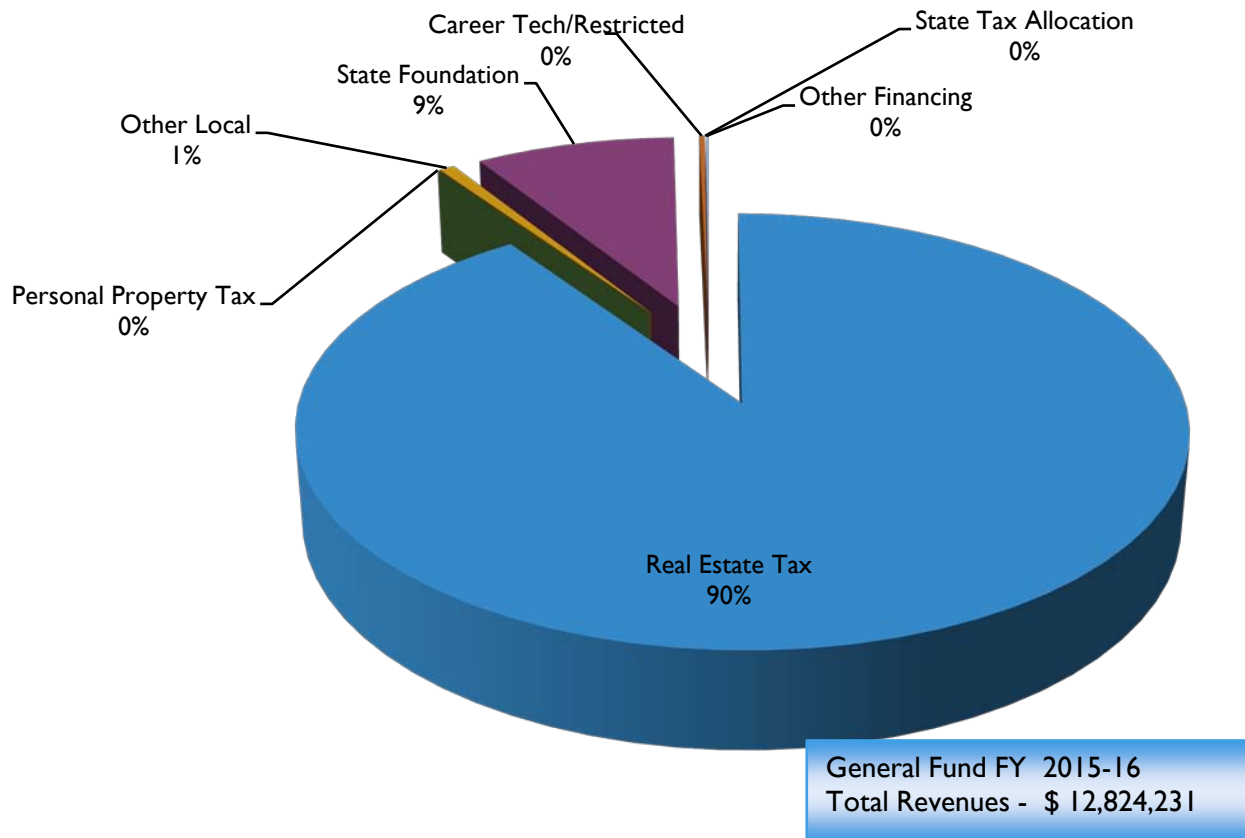
**MIAMISBURG CITY SCHOOL DISTRICT
GENERAL FUND – FY 2015-16
JULY 2015 FINANCIAL SUMMARY**

	Actual FY 2011-12	Actual FY 2012-13	Actual FY 2013-14	Actual FY 2014-15
Salary & Fringe Benefits	\$37,599,700	\$37,790,874	\$38,773,285	\$40,150,269
Total Operating Revenue	\$49,523,381	\$47,333,751	\$49,379,168	\$50,754,912
Salary & Fringe Benefits as a % of Operating Revenue	75.92%	79.84%	78.52%	79.11%

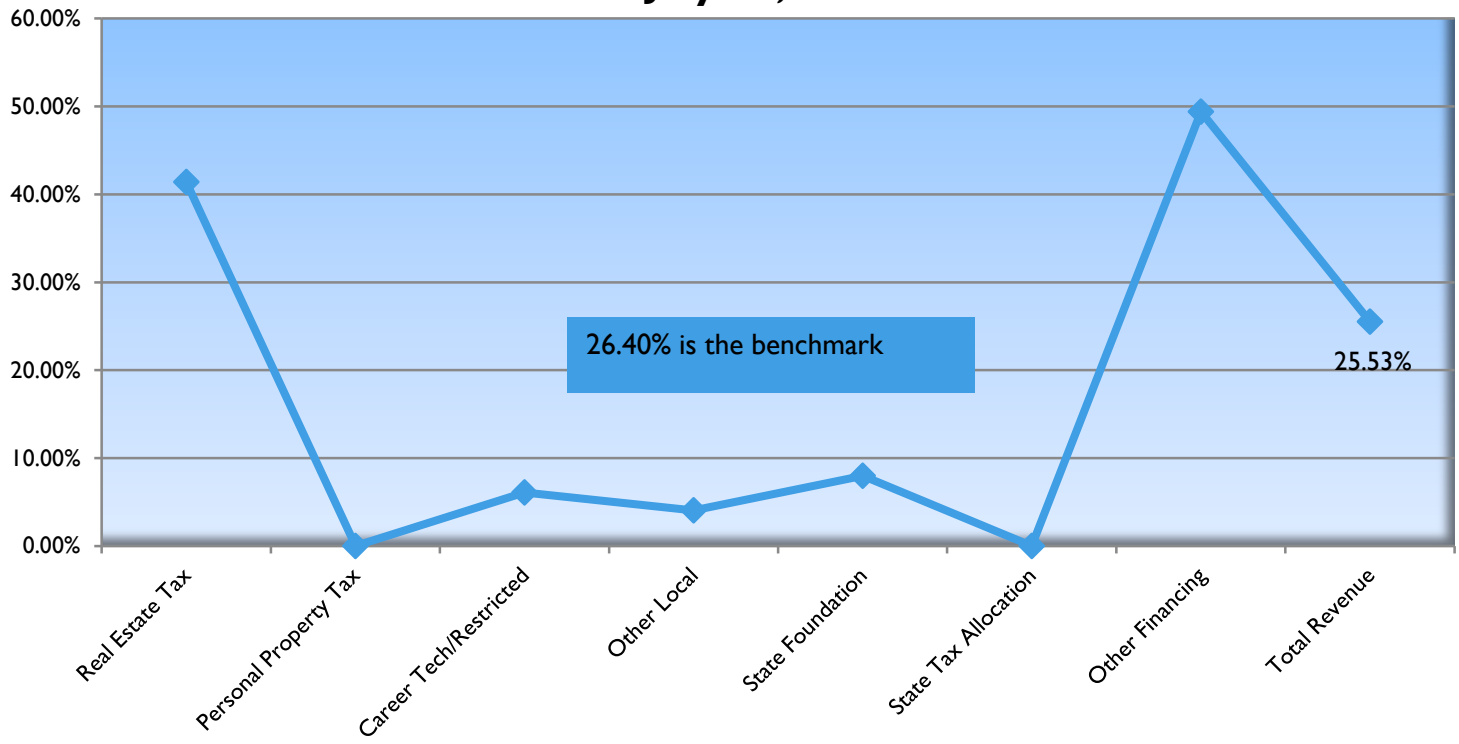
	Projected FY 2015-16	Projected FY 2016-17	Projected FY 2017-18	Projected FY 2018-19
Salary & Fringe Benefits	\$42,668,474	\$44,615,704	\$46,560,430	\$47,073,063
Total Operating Revenue	\$50,211,315	\$51,697,206	\$52,460,670	\$52,485,311
Salary & Fringe Benefits as a % of Operating Revenue	84.98%	86.30%	88.75%	89.69%

- General fund salaries and benefits are budgeted to be 84.98% of operational revenue. It is currently running at 26.47%. This number is normally in the 70% range by November and then is between 70% and 80% for the remainder of the fiscal year. The target is 80% or below while anything over 85% is not desirable. This number is unusually low due to the timing of the property tax collections and should increase the next two months.

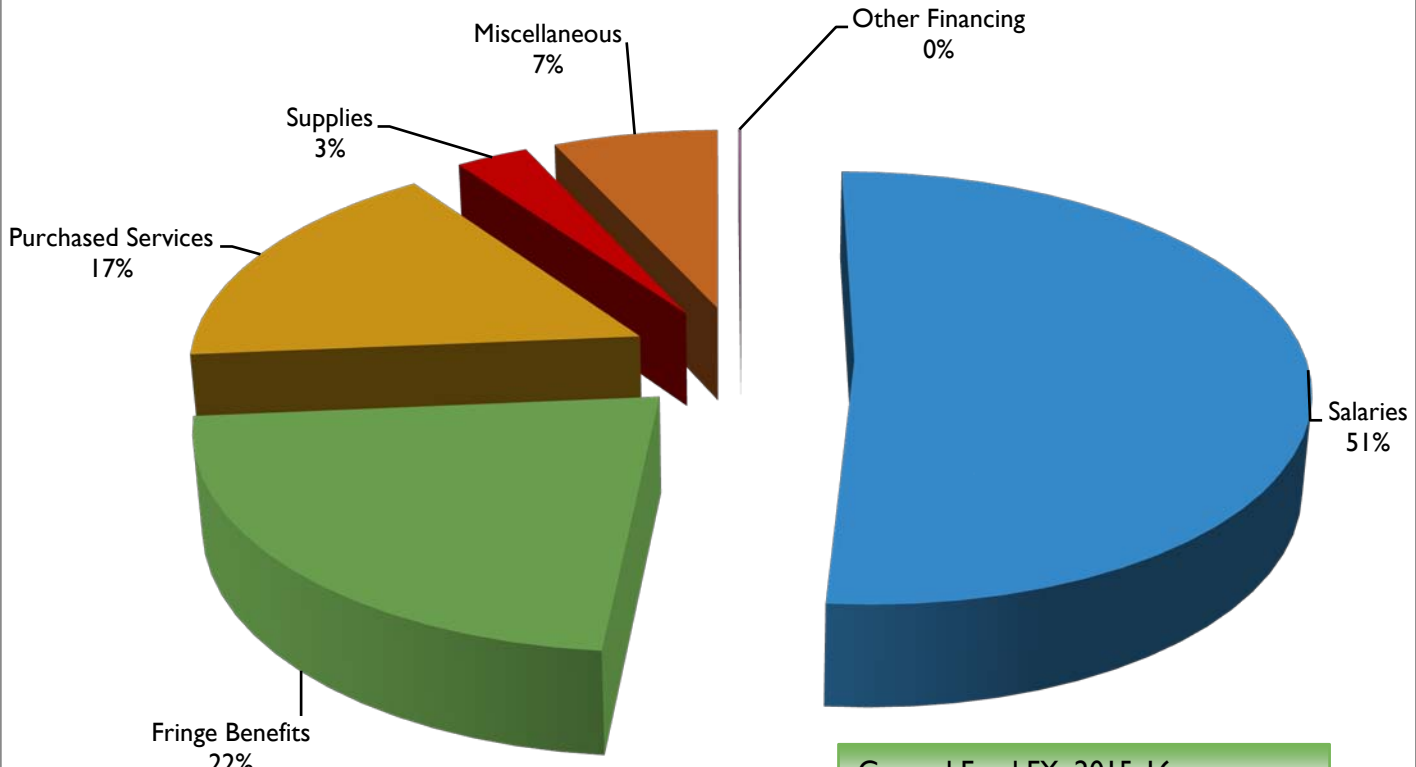
Where does the money come from ?



**General Fund FY 2015-16
Percentage received of Revenues
as of July 31, 2015**

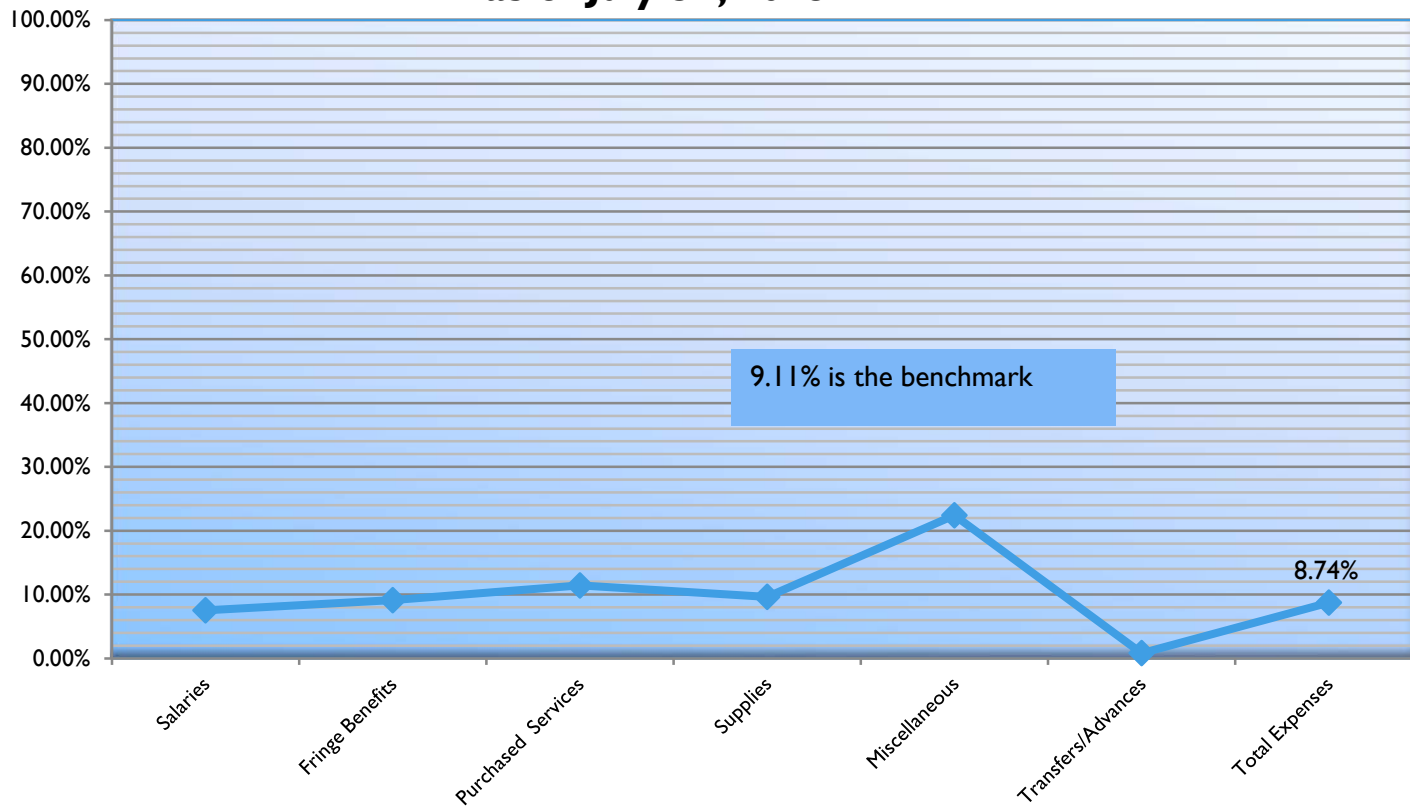


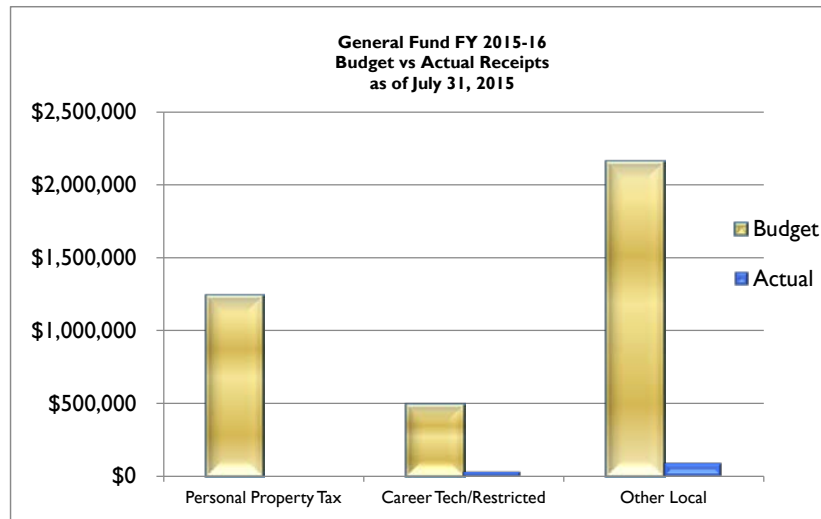
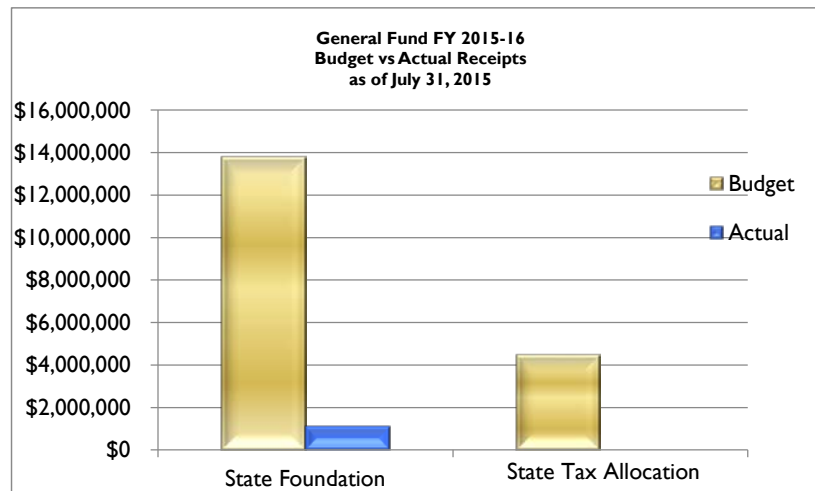
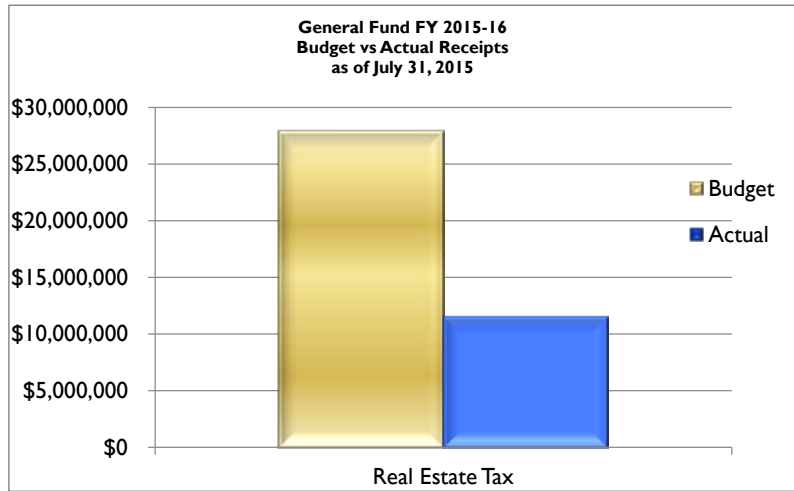
Where does the money go ?



General Fund FY 2015-16
Total Expenditures - \$ 4,605,939

General Fund FY 2015-16 Percentage spent of Expenditures as of July 31, 2015

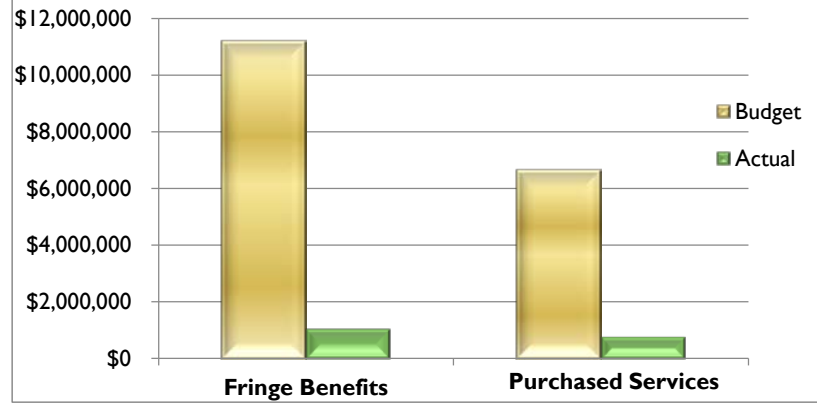




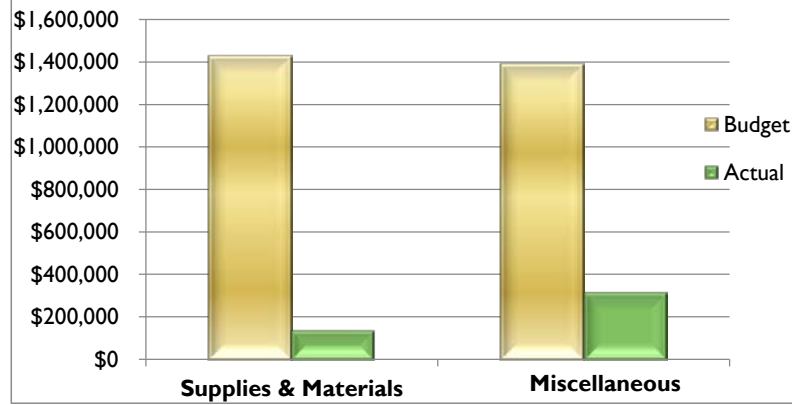
General Fund FY 2015-16
Budget vs Actual Expenditures
as of July 31, 2015



General Fund FY 2015-16
Budget vs Actual Expenditures
as of July 31, 2015



General Fund FY 2015-16
Budget vs Actual Expenditures
as of July 31, 2015



Miamisburg City School District
Bank Reconciliation
July 31, 2015

Balance Per Bank Statements

Farmers & Merchants	3,799,535.34
Fifth Third Checking	14,563,161.52
Red Tree investment/US Bank	14,261,044.89
Campus Quest - Farmers & Merchants	299,670.92
Star Ohio	3,453.17

Total Bank Balance **32,926,865.84**

Change Fund	5,225.00
Petty Cash	400.00
	<u>32,932,490.84</u>

Less:

Outstanding Checks - A/P	(931,371.92)
Outstanding Payroll Checks	(159,520.46)

Adjusted Bank Balance **31,841,598.46**

Fund Balances

Fund Balances as of July 31, 2015	31,834,040.19
Less:	
Bank Service charge	(1,062.55)
Misc	-
V Card Transfer	-
Flex bank fee	(908.00)
Bad Check	-
Add:	
Flex Bank	-
Purchasing card	1,985.82
Outstanding Deposits	7,543.00

Adjusted Fund Balances **31,841,598.46**

Variance Between Fund and Book **0.00**

-- Options Summary --

Summary or Detail Report? (S,D) S
Output file: FINSUMM1.PDF
Type: CSV
Print options page? (Y,N) Y
Report heading: FY 2015-16
Generate FINDET report for comparison? (Y,N) N
Sort options: FD
Subtotal options: FD
Include future encumbrance amounts? (Y,N) N
Include accounts with zero amounts? (Y,N) N
Include accounts which are no longer active? (Y,N,I) Y

BAT_FINSUM executed by MBADMIN on node MDECA5:: at 10-AUG-2015 10:46:05.80

MIAMISBURG CITY SD
 Financial Report by Fund
 FY 2015-16

Begin Balance	MTD Receipts	FYTD Receipts	MTD Expenditures	FYTD Expenditures	Current Fund Balance	Current Encumbrances	Unencumbered Fund Balance
TOTAL FOR Fund 001 - GENERAL:							
11,870,437.03	12,824,230.84	12,824,230.84	4,605,939.92	4,605,939.92	20,088,727.95	2,052,527.79	18,036,200.16
TOTAL FOR Fund 002 - BOND RETIREMENT:							
2,452,894.06	1,884,700.16	1,884,700.16	0.00	0.00	4,337,594.22	0.00	4,337,594.22
TOTAL FOR Fund 003 - PERMANENT IMPROVEMENT:							
3,858,123.71	1,850,696.27	1,850,696.27	772,243.84	772,243.84	4,936,576.14	2,650,171.31	2,286,404.83
TOTAL FOR Fund 004 - BUILDING:							
15,132.14	0.00	0.00	0.00	0.00	15,132.14	0.00	15,132.14
TOTAL FOR Fund 005 - REPLACEMENT:							
25,156.69	0.00	0.00	0.00	0.00	25,156.69	0.00	25,156.69
TOTAL FOR Fund 006 - FOOD SERVICE:							
1,144,191.61	686.82	686.82	173,466.74	173,466.74	971,411.69	390,070.60	581,341.09
TOTAL FOR Fund 007 - SPECIAL TRUST:							
114,661.78	258.67	258.67	320.88	320.88	114,599.57	300.00	114,299.57
TOTAL FOR Fund 008 - ENDOWMENT:							
6,499.69	0.00	0.00	0.00	0.00	6,499.69	0.00	6,499.69
TOTAL FOR Fund 009 - UNIFORM SCHOOL SUPPLIES:							
108,977.89	574.40	574.40	37,281.97	37,281.97	72,270.32	107,577.69	35,307.37-
TOTAL FOR Fund 018 - PUBLIC SCHOOL SUPPORT:							
194,670.22	696.91	696.91	15,485.26	15,485.26	179,881.87	14,398.26	165,483.61
TOTAL FOR Fund 019 - OTHER GRANT:							
75,792.20	10,921.36	10,921.36	875.92	875.92	85,837.64	7,395.52	78,442.12
TOTAL FOR Fund 024 - EMPLOYEE BENEFITS SELF INS.:							
53,890.00	0.00	0.00	0.00	0.00	53,890.00	0.00	53,890.00
TOTAL FOR Fund 031 - UNDERGROUND STORAGE TANK FUND							
6,800.00	0.00	0.00	0.00	0.00	6,800.00	0.00	6,800.00
TOTAL FOR Fund 035 - TERMINATION BENEFITS - HB426:							
572,260.39	0.00	0.00	46,864.80	46,864.80	525,395.59	0.00	525,395.59
TOTAL FOR Fund 070 - CAPITAL PROJECTS:							
239,994.56	5,207.35	5,207.35	50,000.00	50,000.00	195,201.91	164,880.00	30,321.91
TOTAL FOR Fund 200 - STUDENT MANAGED ACTIVITY:							
153,960.14	400.70	400.70	33,923.57	33,923.57	120,437.27	36,756.44	83,680.83

MIAMISBURG CITY SD
 Financial Report by Fund
 FY 2015-16

Begin Balance	MTD Receipts	FYTD Receipts	MTD Expenditures	FYTD Expenditures	Current Fund Balance	Current Encumbrances	Unencumbered Fund Balance
TOTAL FOR Fund 300 - DISTRICT MANAGED ACTIVITY:							
181,269.95	0.00	0.00	8,145.93	8,145.93	173,124.02	73,689.74	99,434.28
TOTAL FOR Fund 401 - AUXILIARY SERVICES:							
99,616.42	5.82	5.82	74,417.84	74,417.84	25,204.40	56,908.07	31,703.67-
TOTAL FOR Fund 432 - MANAGEMENT INFORMATION SYSTEM							
28,295.86	0.00	0.00	26,981.35	26,981.35	1,314.51	96,617.77	95,303.26-
TOTAL FOR Fund 451 - DATA COMMUNICATION FUND:							
0.00	0.00	0.00	0.00	0.00	0.00	16,000.00	16,000.00-
TOTAL FOR Fund 463 - ALTERNATIVE SCHOOLS:							
634.52	0.00	0.00	0.00	0.00	634.52	0.00	634.52
TOTAL FOR Fund 499 - MISCELLANEOUS STATE GRANT FUN							
3,760.27	4,500.00	4,500.00	22,768.53	22,768.53	14,508.26-	100.00	14,608.26-
TOTAL FOR Fund 506 - RACE TO THE TOP:							
658.89	0.00	0.00	2,063.58	2,063.58	1,404.69-	0.00	1,404.69-
TOTAL FOR Fund 516 - IDEA PART B GRANTS:							
41,109.16	0.00	0.00	98,795.45	98,795.45	57,686.29-	7,592.41	65,278.70-
TOTAL FOR Fund 551 - LIMITED ENGLISH PROFICIENCY:							
115.12	1,600.00	1,600.00	1,585.01	1,585.01	130.11	0.00	130.11
TOTAL FOR Fund 572 - TITLE I DISADVANTAGED CHILDRE							
16,993.64	105,000.00	105,000.00	149,874.41	149,874.41	27,880.77-	31,396.13	59,276.90-
TOTAL FOR Fund 587 - IDEA PRESCHOOL-HANDICAPPED:							
135.17	3,364.83	3,364.83	4,381.69	4,381.69	881.69-	0.00	881.69-
TOTAL FOR Fund 590 - IMPROVING TEACHER QUALITY:							
885.77	11,700.00	11,700.00	12,004.13	12,004.13	581.64	0.00	581.64
GRAND TOTALS:							
21,266,916.88	16,704,544.13	16,704,544.13	6,137,420.82	6,137,420.82	31,834,040.19	5,706,381.73	26,127,658.46

-- Options Summary --

Summary or Detail Report? (S,D) D
Output file: FINSUMM.PDF
Type: CSV
Print options page? (Y,N) Y
Report heading: fy 2015-16
Generate FINDET report for comparison? (Y,N) N
Sort options: FS
Include future encumbrance amounts? (Y,N) N
Include accounts with zero amounts? (Y,N) N
Include accounts which are no longer active? (Y,N,I) Y

BAT_FINSUM executed by MBADMIN on node MDECA5:: at 10-AUG-2015 10:45:33.63

MIAMISBURG CITY SD
 Financial Report by Fund/SCC
 fy 2015-16

Fund #	Fund Description	FYTD Receipts	MTD Expenditures	FYTD Expenditures	Current Fund Balance	Current Encumbrances	Unencumbered Fund Balance	Bank Code
Begin	Balance	MTD Receipts						
001 0000	General Fund							
11,870,437.03	12,824,230.84	12,824,230.84	4,605,939.92	4,605,939.92	20,088,727.95	2,052,527.79	18,036,200.16	
002 9080	Bond Retirement: 2008 Issue							
1,482,345.16	1,698,500.14	1,698,500.14	0.00	0.00	3,180,845.30	0.00	3,180,845.30	
002 9097	Bond Retirement: 1997 Issue							
970,548.90	186,200.02	186,200.02	0.00	0.00	1,156,748.92	0.00	1,156,748.92	
003 9080	Construction Interest: 2008 Issue							
789,608.11	0.00	0.00	351.00	351.00	789,257.11	11,546.50	777,710.61	
003 9090	Perm Improvement: Montgomery County TID							
316,105.42	0.00	0.00	0.00	0.00	316,105.42	260,500.00	55,605.42	
003 9091	Perm Improvement: 1991 Levy							
1,586,845.91	562,250.06	562,250.06	541,929.59	541,929.59	1,607,166.38	952,387.44	654,778.94	
003 9093	Perm Improvement: 1993 Levy							
1,165,564.27	1,288,446.21	1,288,446.21	229,963.25	229,963.25	2,224,047.23	1,425,737.37	798,309.86	
004 9097	BUILDING FUND							
15,132.14	0.00	0.00	0.00	0.00	15,132.14	0.00	15,132.14	
005 0000	Insurance Replacement							
25,156.69	0.00	0.00	0.00	0.00	25,156.69	0.00	25,156.69	
006 0000	LUNCHROOM							
1,144,191.61	686.82	686.82	173,466.74	173,466.74	971,411.69	390,070.60	581,341.09	
007 9810	Staff Trust Fund: Transportation							
4,579.43	83.46	83.46	69.11	69.11	4,593.78	0.00	4,593.78	
007 9814	Staff Flower Fund: Middle School							
3,913.37	0.00	0.00	55.90	55.90	3,857.47	0.00	3,857.47	
007 9815	Staff Flower Fund: Mound							
92.42	0.00	0.00	0.00	0.00	92.42	0.00	92.42	
007 9818	TEACHERS LOUNGE - H.S.							
349.07	75.00	75.00	0.00	0.00	424.07	150.00	274.07	
007 9820	CENTRAL OFFICE - COKE SALES							
1,810.28	0.00	0.00	50.00	50.00	1,760.28	0.00	1,760.28	
007 9821	PRESCHOOL COALITION							
150.00	0.00	0.00	0.00	0.00	150.00	0.00	150.00	

MIAMISBURG CITY SD
 Financial Report by Fund/SCC
 fy 2015-16

Fund #	Fund Description	FYTD Receipts	MTD Expenditures	FYTD Expenditures	Current Fund Balance	Current Encumbrances	Unencumbered Fund Balance	Bank Code
Begin	Balance	MTD Receipts						
007 9823	Coke Sponsorship Fund	98,754.31	0.00	0.00	98,754.31	0.00	98,754.31	
007 9825	Staff Flower Fund: Kinder	720.86	0.00	34.87	685.99	150.00	535.99	
007 9826	Staff Flower Fund: Bauer	215.84	0.00	0.00	215.84	0.00	215.84	
007 9827	Staff Flower Fund: Mark Twain	1,473.50	0.00	111.00	1,362.50	0.00	1,362.50	
007 9828	Staff Flower Fund: Bear	1,751.08	23.28	0.00	1,774.36	0.00	1,774.36	
007 9829	Staff Flower Fund: Medlar View	246.24	49.30	0.00	295.54	0.00	295.54	
007 9830	Staff Flower Fund: Jane Chance	605.38	27.63	0.00	633.01	0.00	633.01	
008 9008	MIAMISBURG SCHOOL FOUNDATION	6,499.69	0.00	0.00	6,499.69	0.00	6,499.69	
009 9901	Uniform School Supplies: Bauer	9,990.05	0.00	3,528.04	6,462.01	2,016.99	4,445.02	
009 9902	Uniform School Supplies: Bear	7,300.46	0.00	2,176.62	5,123.84	2,604.95	2,518.89	
009 9903	Uniform School Supplies: Kinder	20,738.24	30.00	2,713.14	18,055.10	1,964.78	16,090.32	
009 9904	Uniform School Supplies: Mark Twain	13,873.29	0.00	3,279.38	10,593.91	4,043.04	6,550.87	
009 9905	Uniform School Supplies: Mound	6,614.18	0.00	3,251.39	3,362.79	2,733.77	629.02	
009 9908	Uniform School Supplies: MHS	20,961.27	424.40	8,838.29	12,547.38	58,691.96	46,144.58-	
009 9911	Uniform School Supplies: Medlar View	10,708.77	0.00	6,033.78	4,674.99	2,177.82	2,497.17	
009 9914	Uniform School Supplies: Jane Chance	9,081.54	0.00	3,177.39	5,904.15	4,586.92	1,317.23	

Fund #	Fund Description	FYTD Receipts	MTD Expenditures	FYTD Expenditures	Current Fund Balance	Current Encumbrances	Unencumbered Fund Balance	Bank Code
Begin Balance	MTD Receipts							
009	9915 Uniform School Supplies: Middle School	120.00	4,283.94	4,283.94	5,546.15	28,757.46	23,211.31	-
	9,710.09	120.00						
018	9831 Principal's Fund: Bauer	0.00	0.00	0.00	5,403.60	500.00	4,903.60	
	5,403.60	0.00						
018	9832 Principal's Fund: Bear	249.41	0.00	0.00	15,083.96	400.00	14,683.96	
	14,834.55	249.41						
018	9833 Principal's Fund: Kinder	0.00	0.00	0.00	4,433.26	0.00	4,433.26	
	4,433.26	0.00						
018	9834 Principal's Fund: Mark Twain	0.00	2,595.72	2,595.72	26,034.02	2,734.94	23,299.08	
	28,629.74	0.00						
018	9835 Principal's Fund: Mound	0.00	150.00	150.00	21,360.33	1,223.00	20,137.33	
	21,510.33	0.00						
018	9838 Principal's Fund: MHS	328.93	12,143.23	12,143.23	42,580.71	3,127.28	39,453.43	
	54,395.01	328.93						
018	9839 Principal's Fund: Medlar View	0.00	407.31	407.31	38,054.72	4,413.04	33,641.68	
	38,462.03	0.00						
018	9840 Principal's Fund: Maddux-Lang Primary	0.00	0.00	0.00	2,130.82	0.00	2,130.82	
	2,130.82	0.00						
018	9841 Principal's Fund: Jane Chance	0.00	0.00	0.00	2,371.60	0.00	2,371.60	
	2,371.60	0.00						
018	9842 Principal's Fund: Middle School	118.57	189.00	189.00	22,428.85	2,000.00	20,428.85	
	22,499.28	118.57						
019	9005 Special Olympics	0.00	281.25	281.25	4,130.63	1,000.00	3,130.63	
	4,411.88	0.00						
019	9006 Thanks a Million Giveaway	0.00	0.00	0.00	50,000.00	0.00	50,000.00	
	50,000.00	0.00						
019	9007 FRANKLIN WALTER-MHS SCIENCE DEPT. GRANT	0.00	0.00	0.00	8.00	0.00	8.00	
	8.00	0.00						
019	9097 DISCOVER GIVEAWAY - MARK TWAIN	0.00	0.00	0.00	5,432.04	338.00	5,094.04	
	5,432.04	0.00						
019	9416 LPDC Tuition Payments	1,240.00	0.00	0.00	8,992.10	0.00	8,992.10	
	7,752.10	1,240.00						

MIAMISBURG CITY SD
 Financial Report by Fund/SCC
 fy 2015-16

Fund #	Fund Description	FYTD Receipts	MTD Expenditures	FYTD Expenditures	Current Fund Balance	Current Encumbrances	Unencumbered Fund Balance	Bank Code
Begin	Balance	MTD Receipts						
019 9798	MENTORING PROGRAM	60.54	0.00	0.00	60.54	0.00	60.54	
019 9899	DONATION - EXERCISE SCIENCE	957.64	0.00	0.00	957.64	0.00	957.64	
019 9903	BELIEVE IN OHIO SCIENCE GRANT -HS	21.82	0.00	0.00	21.82	0.00	21.82	
019 9904	SCIENCE LITERACY GRANT - DAYTON FOUNDATION	5.72	0.00	0.00	5.72	0.00	5.72	
019 9905	Science Grant: Bauer	549.29	0.00	0.00	549.29	0.00	549.29	
019 9907	PROJECT 40 GRANT	679.43	0.00	0.00	679.43	0.00	679.43	
019 9908	KDG READINESS COALITION GRANT FY15	232.83	0.00	0.00	232.83	0.00	232.83	
019 9910	COMMUNITY OUTREACH	3,742.33	0.00	0.00	3,742.33	3,000.00	742.33	
019 9917	MHS Parent Association	25.27	0.00	0.00	25.27	0.00	25.27	
019 9919	FY15 MINI GRANTS	913.31	318.64-	318.64-	594.67	594.67	0.00	0.00
019 9920	FY16 MINI GRANTS	0.00	10,000.00	10,000.00	0.00	0.00	10,000.00	2,942.17
019 9940	FOREIGN LANG. GRANT - MMS	1,000.00	0.00	0.00	1,000.00	115.35	884.65	
024 0000	EMPLOYEE BENEFITS	53,890.00	0.00	0.00	53,890.00	0.00	53,890.00	
031 0000	UNDERGROUND STORAGE TANK	6,800.00	0.00	0.00	6,800.00	0.00	6,800.00	
035 0000	Termination Benefits Fund	572,260.39	0.00	46,864.80	46,864.80	525,395.59	0.00	525,395.59
070 9906	Capital Projects Fund	176,755.39	0.00	0.00	176,755.39	0.00	176,755.39	

MIAMISBURG CITY SD
 Financial Report by Fund/SCC
 fy 2015-16

Fund #	Fund Description	FYTD Receipts	MTD Expenditures	FYTD Expenditures	Current Fund Balance	Current Encumbrances	Unencumbered Fund Balance	Bank Code
070 9914	Campus Quest Fund	63,239.17	5,207.35	50,000.00	18,446.52	164,880.00	146,433.48-	
200 9800	Class of 2000	682.05	0.00	0.00	682.05	0.00	682.05	
200 9815	CLASS OF 2015	4,428.17	8.00	4,436.17	0.00	0.00	0.00	
200 9816	CLASS OF 2016	1,311.72	0.00	0.00	1,311.72	0.00	1,311.72	
200 9817	CLASS OF 2017	933.99	4.00	0.00	937.99	0.00	937.99	
200 9818	CLASS OF 2018	122.76	0.00	0.00	122.76	0.00	122.76	
200 9841	VIKING PRIDE	2,050.37	0.00	0.00	2,050.37	0.00	2,050.37	
200 9842	EARTH CLUB	1,340.61	0.00	0.00	1,340.61	0.00	1,340.61	
200 9843	JUNIOR STATESMEN OF AMERICA CLUB - H.S.	642.20	0.00	0.00	642.20	0.00	642.20	
200 9844	BOWLING CLUB - HS	190.04	0.00	0.00	190.04	0.00	190.04	
200 9845	Destination Imagination	3,817.23	0.00	800.00	3,017.23	866.20	2,151.03	
200 9846	8th Grade Class Trip	21,900.02	36.00-	17,322.23	4,541.79	1,040.00	3,501.79	
200 9847	Yearbook: Middle School	17,213.41	70.00	0.00	17,283.41	9,300.00	7,983.41	
200 9849	Outdoor Club: Middle School	4,087.46	0.00	0.00	4,087.46	281.00	3,806.46	
200 9853	Student Council - Middle School	4,373.84	0.00	0.00	4,373.84	0.00	4,373.84	
200 9857	MUSE Machine: Middle School	1,153.08	0.00	0.00	1,153.08	806.00	347.08	

MIAMISBURG CITY SD
 Financial Report by Fund/SCC
 fy 2015-16

Fund #	Fund Description	FYTD Receipts	MTD Expenditures	FYTD Expenditures	Current Fund Balance	Current Encumbrances	Unencumbered Fund Balance	Bank Code	
Begin	Balance	MTD Receipts							
200 9860	SCIENCE CLUB - H.S.	18,814.60	304.70	304.70	4,861.20	4,861.20	14,258.10	3,550.00	10,708.10
200 9864	VIKING SHOP BOOKSTORE - H.S.	10,040.84	0.00	0.00	0.00	0.00	10,040.84	600.00	9,440.84
200 9866	HOME EC: H.S.	354.83	0.00	0.00	0.00	0.00	354.83	0.00	354.83
200 9870	STUDENT GOVERNMENT: HIGH SCHOOL	15,119.15	0.00	0.00	5,034.05	5,034.05	10,085.10	3,700.00	6,385.10
200 9872	MIRUS YEARBOOK - H.S.	5,369.16	0.00	0.00	0.00	0.00	5,369.16	5,297.00	72.16
200 9873	HONOR SOCIETY - H.S.	615.45	0.00	0.00	385.00	385.00	230.45	0.00	230.45
200 9874	MUSICAL - H.S.	1,407.61	0.00	0.00	0.00	0.00	1,407.61	0.00	1,407.61
200 9876	BLUE & WHITE NEWSPAPER	457.45	0.00	0.00	0.00	0.00	457.45	0.00	457.45
200 9878	COMPUTER CLUB: H.S.	8,133.60	0.00	0.00	0.00	0.00	8,133.60	0.00	8,133.60
200 9879	VIDEO CLUB: H.S.	4,740.51	0.00	0.00	500.00	500.00	4,240.51	484.82	3,755.69
200 9880	MUSE MACHINE	383.43	0.00	0.00	0.00	0.00	383.43	150.00	233.43
200 9881	DANCE CLUB - HS	56.04	50.00	50.00	0.00	0.00	106.04	0.00	106.04
200 9883	HOLE-IN-ONE CLUB - HS	569.91	0.00	0.00	0.00	0.00	569.91	569.91	0.00
200 9885	DISCOVERY CLUB (S.S.) - H.S.	510.82	0.00	0.00	0.00	0.00	510.82	0.00	510.82
200 9887	MIAMISBURG BASKETBALL INTRAMURAL LEAGUE	1,451.04	0.00	0.00	0.00	0.00	1,451.04	0.00	1,451.04
200 9888	BORCHERS BALLOONS	9,377.02	0.00	0.00	192.92	192.92	9,184.10	10,111.51	927.41-

Fund #	Fund Description	FYTD Receipts	MTD Expenditures	FYTD Expenditures	Current Fund Balance	Current Encumbrances	Unencumbered Fund Balance	Bank Code
200 9889	VOCAL MUSIC -HS 3,467.15	0.00	392.00	392.00	3,075.15	0.00	3,075.15	
200 9895	SKI CLUB - HS 2,262.57	0.00	0.00	0.00	2,262.57	0.00	2,262.57	
200 9907	MHS: S.A.D.D. 925.43	0.00	0.00	0.00	925.43	0.00	925.43	
200 9909	CHALLENGERS - gifted 3,439.92	0.00	0.00	0.00	3,439.92	0.00	3,439.92	
200 9910	H.S. INTERNATIONAL CLUB 15.04	0.00	0.00	0.00	15.04	0.00	15.04	
200 9913	ART CLUB: H.S. 1,980.41	0.00	0.00	0.00	1,980.41	0.00	1,980.41	
200 9916	Student Council: Mound 221.21	0.00	0.00	0.00	221.21	0.00	221.21	
300 0000	ATHLETIC FUND - H.S. 181,269.95	0.00	8,145.93	8,145.93	173,124.02	73,689.74	99,434.28	
401 9014	FY14 Auxiliary: Dayton Christian 187.56	0.00	0.00	0.00	187.56	0.00	187.56	
401 9015	FY15 Auxiliary: Dayton Christian 40,438.30	0.00	28,071.56	28,071.56	12,366.74	11,238.32	1,128.42	
401 9016	FY16 Auxiliary: Dayton Christian 0.00	2.37	4,736.08	4,736.08	4,733.71-	43,103.05	47,836.76-	
401 9115	FY15 AUXILIARY: CREATIVE WORLD OF MONTESSORI 8,834.41	0.00	5,760.04	5,760.04	3,074.37	2,566.70	507.67	
401 9116	FY16 AUXILIARY: CREATIVE WORLD OF MONTESSORI 0.00	0.52	0.00	0.00	0.52	0.00	0.52	
401 9915	FY15 Auxiliary: Bishop Leibold 50,156.15	0.00	35,850.16	35,850.16	14,305.99	0.00	14,305.99	
401 9916	FY16 Auxiliary: Bishop Leibold 0.00	2.93	0.00	0.00	2.93	0.00	2.93	
432 9915	FY15 EMIS 28,295.86	0.00	1,281.33	1,281.33	27,014.53	28,295.86	1,281.33-	

MIAMISBURG CITY SD
 Financial Report by Fund/SCC
 fy 2015-16

Fund #	Fund Description	FYTD Receipts	MTD Expenditures	FYTD Expenditures	Current Fund Balance	Current Encumbrances	Unencumbered Fund Balance	Bank Code
Begin Balance	MTD Receipts							
432 9916	FY16 EMIS 0.00	0.00	25,700.02	25,700.02	25,700.02-	68,321.91	94,021.93-	
451 9916	FY16 Network Connectivity 0.00	0.00	0.00	0.00	0.00	16,000.00	16,000.00-	
463 9915	FY15 Alternative Education 634.52	0.00	0.00	0.00	634.52	0.00	634.52	
499 9015	FY15 SCHOOL PSYCHOLOGY INTERN 319.58	4,500.00	4,314.08	4,314.08	505.50	100.00	405.50	
499 9333	MIAMISBURG SECONDARY ACADEMY 3,440.69	0.00	18,454.45	18,454.45	15,013.76-	0.00	15,013.76-	
506 9915	RTTT -- FY 2014-15 658.89	0.00	2,063.58	2,063.58	1,404.69-	0.00	1,404.69-	
516 9915	FY15 Title VI-B IDEA 41,109.16	0.00	95,888.27	95,888.27	54,779.11-	6,307.67	61,086.78-	
516 9916	FY16 Title VI-B IDEA 0.00	0.00	2,907.18	2,907.18	2,907.18-	1,284.74	4,191.92-	
551 9015	FY15 Title III LEP 115.12	1,600.00	1,585.01	1,585.01	130.11	0.00	130.11	
572 9013	Title I FY 2013 (West Carrolllton contract) 66.52	0.00	0.00	0.00	66.52	0.00	66.52	
572 9915	FY15 Title I Schoolwide 16,927.12	105,000.00	93,986.04	93,986.04	27,941.08	13,991.33	13,949.75	
572 9916	FY16 Title I Schoolwide 0.00	0.00	55,888.37	55,888.37	55,888.37-	17,404.80	73,293.17-	
587 9915	FY15 Early Childhood Special Education IDEA 135.17	3,364.83	4,381.69	4,381.69	881.69-	0.00	881.69-	
590 9915	FY15 Title II-A Improving Teacher Quality 885.77	11,700.00	12,004.13	12,004.13	581.64	0.00	581.64	
GRAND TOTALS:								
	21,266,916.88	16,704,544.13	16,704,544.13	6,137,420.82	6,137,420.82	31,834,040.19	5,706,381.73	26,127,658.46