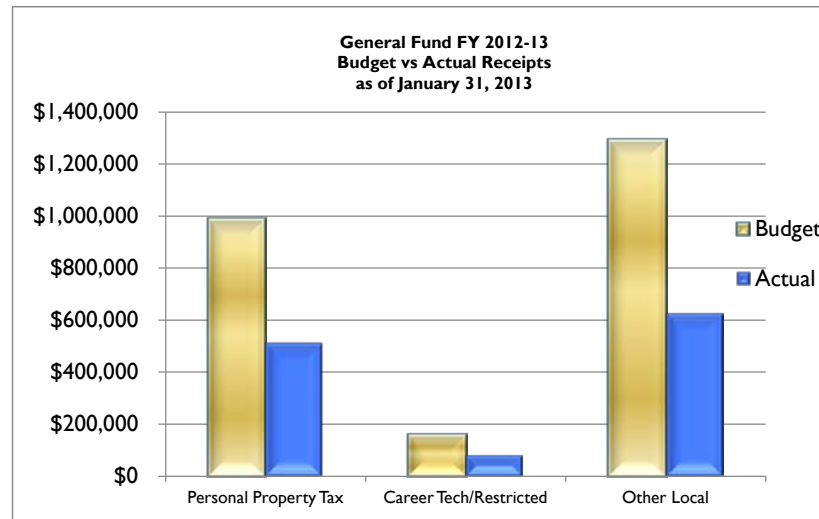
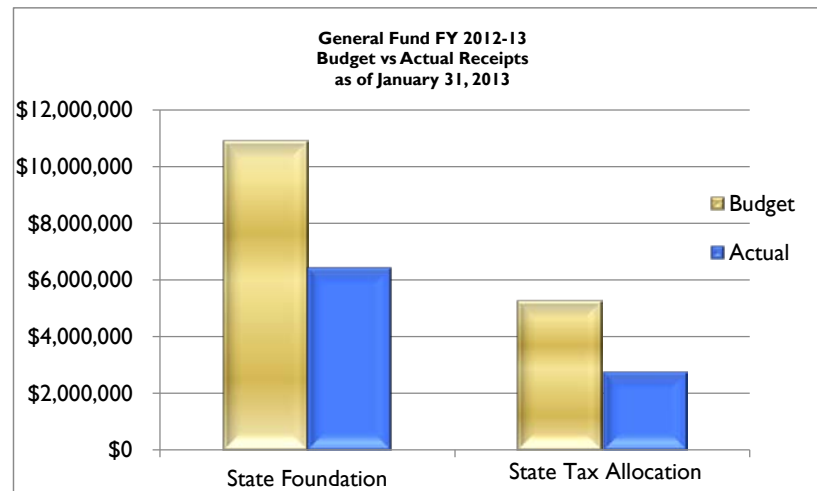
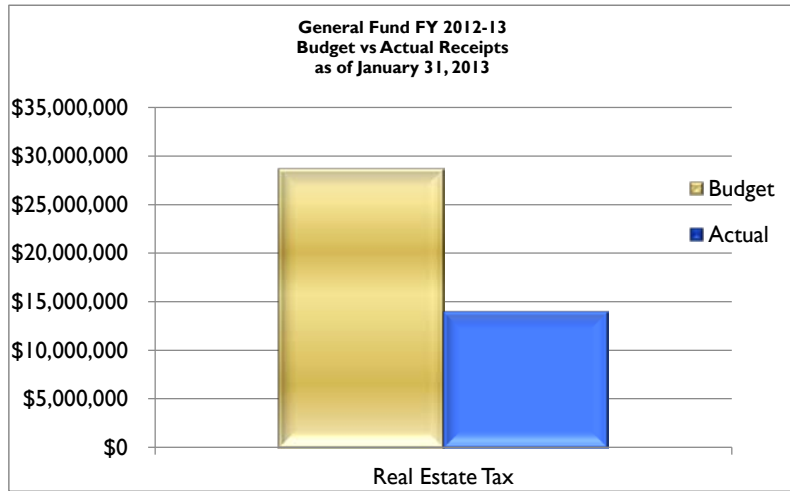
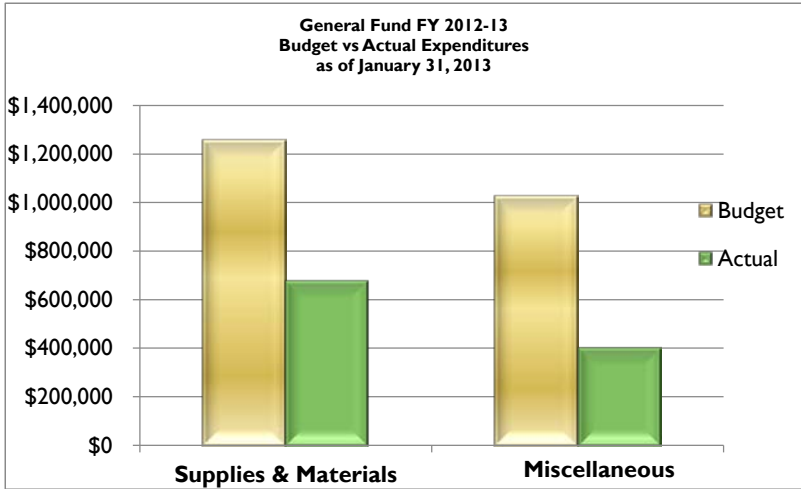
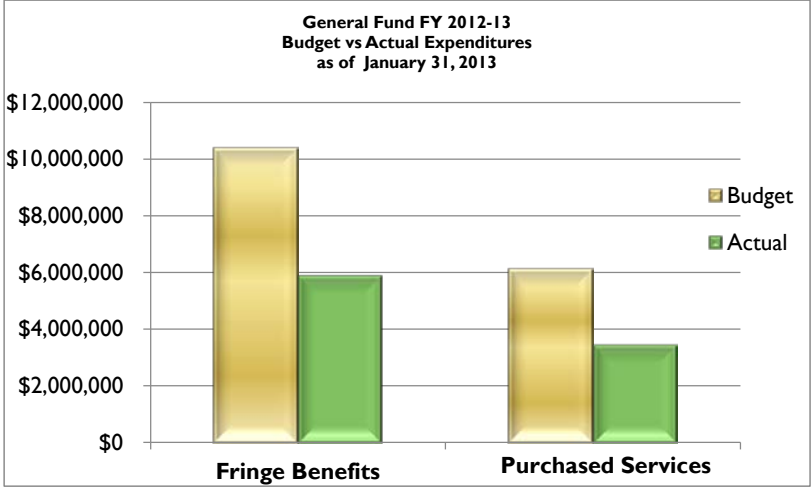
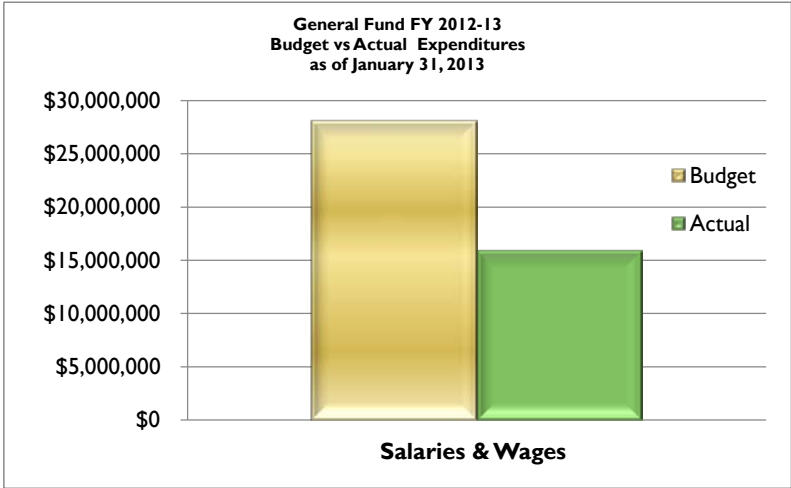


January 2013







Miamisburg City School District
Bank Reconciliation
January 31, 2013

Balance Per Bank Statements

Farmers & Merchants	4,044,630.90
Fifth Third Checking	2,663,415.53
Baird/US Bank	10,121,106.32
Baird 2008 Bond	777.40
Fifth Third Securities 2008 Bond	1,154,040.95
Star Ohio 2008 Bond	1,425.43
Star Ohio	3,449.68
Bond Retirement Borrowing	-
Total Bank Balance	17,988,846.21
Change Fund	4,625.00
Petty Cash	400.00
	17,993,871.21

Less:	
Outstanding Checks - 5/3	(728,870.53)
Outstanding Payroll Checks	(154,346.94)

Adjusted Bank Balance	17,110,653.74
------------------------------	----------------------

Fund Balances

Fund Balances as of January 31, 2013	17,264,508.87
Less:	
Bank Service charge	(1,563.18)
NSF checks	-
Unrecorded Change in Market Value 5/3 Securities 2008 Bond	(305,465.73)
Flex bank fee	(918.00)
Add:	-
H.S.A. not withdrawn	-
Outstanding Deposits	154,091.78

Adjusted Fund Balances	17,110,653.74
-------------------------------	----------------------

Variance Between Fund and Book	0.00
---------------------------------------	-------------

-- Options Summary --

Summary or Detail Report? (S,D) S
Output file: FINSUMM1.PDF
Type: CSV
Print options page? (Y,N) Y
Generate FINDET report for comparison? (Y,N) N
Sort options: FD
Subtotal options: FD
Include future encumbrance amounts? (Y,N) N
Include accounts with zero amounts? (Y,N) N
Include accounts which are no longer active? (Y,N,I) Y

BAT_FINSUM executed by MBADMIN on node MDECA5:: at 1-FEB-2013 12:08:38.80

Begin Balance	MTD Receipts	FYTD Receipts	MTD Expenditures	FYTD Expenditures	Current Fund Balance	Current Encumbrances	Unencumbered Fund Balance
TOTAL FOR Fund 001 - GENERAL:							
6,838,066.21	1,323,211.18	24,465,973.54	3,775,343.09	26,902,455.05	4,401,584.70	1,263,593.98	3,137,990.72
TOTAL FOR Fund 002 - BOND RETIREMENT:							
19,604,546.52	50,715.97	2,441,520.43	0.00	19,610,766.42	2,435,300.53	1,765,096.86	670,203.67
TOTAL FOR Fund 003 - PERMANENT IMPROVEMENT:							
9,884,579.49	29,990.47	1,614,341.31	327,569.37	5,231,970.22	6,266,950.58	1,005,797.90	5,261,152.68
TOTAL FOR Fund 004 - BUILDING:							
7,991,298.65	0.00	39,655.11	115,202.39	6,901,745.23	1,129,208.53	770,181.70	359,026.83
TOTAL FOR Fund 005 - REPLACEMENT:							
25,156.69	0.00	0.00	0.00	0.00	25,156.69	0.00	25,156.69
TOTAL FOR Fund 006 - FOOD SERVICE:							
1,360,347.54	293,258.86	1,118,575.38	170,400.58	1,160,638.75	1,318,284.17	641,883.73	676,400.44
TOTAL FOR Fund 007 - SPECIAL TRUST:							
73,762.65	986.37	21,335.43	1,676.11	4,551.22	90,546.86	723.88	89,822.98
TOTAL FOR Fund 008 - ENDOWMENT:							
6,499.69	0.00	0.00	0.00	0.00	6,499.69	0.00	6,499.69
TOTAL FOR Fund 009 - UNIFORM SCHOOL SUPPLIES:							
148,608.53	11,949.55	150,389.30	10,729.78	174,609.48	124,388.35	14,092.73	110,295.62
TOTAL FOR Fund 018 - PUBLIC SCHOOL SUPPORT:							
181,762.21	10,236.73	57,115.41	14,665.36	66,329.13	172,548.49	15,610.27	156,938.22
TOTAL FOR Fund 019 - OTHER GRANT:							
25,309.00	515.00	70,071.27	4,595.50	15,628.46	79,751.81	1,675.79	78,076.02
TOTAL FOR Fund 031 - UNDERGROUND STORAGE TANK FUND							
11,000.00	0.00	0.00	0.00	0.00	11,000.00	0.00	11,000.00
TOTAL FOR Fund 035 - TERMINATION BENEFITS - HB426:							
365,368.32	0.00	300,000.00	0.00	215,594.74	449,773.58	1,003.98	448,769.60
TOTAL FOR Fund 070 - CAPITAL PROJECTS:							
176,755.39	0.00	0.00	0.00	0.00	176,755.39	0.00	176,755.39
TOTAL FOR Fund 200 - STUDENT MANAGED ACTIVITY:							
106,952.12	15,660.00	147,004.30	12,635.00	71,804.72	182,151.70	23,374.58	158,777.12
TOTAL FOR Fund 300 - DISTRICT MANAGED ACTIVITY:							
208,707.63	33,233.93	143,568.27	28,056.19	119,332.14	232,943.76	25,036.03	207,907.73

Begin Balance	MTD Receipts	FYTD Receipts	MTD Expenditures	FYTD Expenditures	Current Fund Balance	Current Encumbrances	Unencumbered Fund Balance
TOTAL FOR Fund 401 - AUXILIARY SERVICES: 298,296.18	18.19	489,503.86	83,506.62	628,715.17	159,084.87	70,745.95	88,338.92
TOTAL FOR Fund 432 - MANAGEMENT INFORMATION SYSTEM 32,422.72	0.00	165,000.00	11,616.15	114,095.48	83,327.24	11,631.19	71,696.05
TOTAL FOR Fund 451 - DATA COMMUNICATION FUND: 0.00	0.00	9,000.00	0.00	0.00	9,000.00	0.00	9,000.00
TOTAL FOR Fund 463 - ALTERNATIVE SCHOOLS: 1,687.70	3,085.43	18,386.95	3,840.60	21,415.25	1,340.60-	9,107.94	10,448.54-
TOTAL FOR Fund 499 - MISCELLANEOUS STATE GRANT FUN 36,380.66	4,675.72	143,259.69	37,609.97	263,193.91	83,553.56-	2,247.03	85,800.59-
TOTAL FOR Fund 504 - EDUCATION JOBS FUND: 4,326.74	0.00	54,875.65	0.00	59,202.39	0.00	0.00	0.00
TOTAL FOR Fund 506 - RACE TO THE TOP: 4,381.35	0.00	81,448.46	1,318.13	84,028.06	1,801.75	1,309.31	492.44
TOTAL FOR Fund 516 - IDEA PART B GRANTS: 26,509.07	85,609.99	585,391.55	87,392.97	616,293.59	4,392.97-	66,825.45	71,218.42-
TOTAL FOR Fund 533 - TITLE II D - TECHNOLOGY: 191.85	0.00	2,158.15	0.00	2,350.00	0.00	0.00	0.00
TOTAL FOR Fund 551 - LIMITED ENGLISH PROFICIENCY: 892.61	0.00	4,303.44	1,138.70	6,273.45	1,077.40-	99.21	1,176.61-
TOTAL FOR Fund 572 - TITLE I DISADVANTAGED CHILDRE 11,580.50	73,366.21	497,117.31	75,231.23	509,929.04	1,231.23-	4,450.21	5,681.44-
TOTAL FOR Fund 587 - IDEA PRESCHOOL-HANDICAPPED: 104.75	2,297.96	16,829.94	2,248.58	16,933.27	1.42	122.23	120.81-
TOTAL FOR Fund 590 - IMPROVING TEACHER QUALITY: 862.09	10,500.00	76,439.80	10,984.54	77,257.37	44.52	596.73	552.21-
GRAND TOTALS: 47,426,356.86	1,949,311.56	32,713,264.55	4,775,760.86	62,875,112.54	17,264,508.87	5,695,206.68	11,569,302.19

-- Options Summary --

Summary or Detail Report? (S,D) D
Output file: FINSUMM.PDF
Type: CSV
Print options page? (Y,N) Y
Generate FINDET report for comparison? (Y,N) N
Sort options: FS
Include future encumbrance amounts? (Y,N) N
Include accounts with zero amounts? (Y,N) N
Include accounts which are no longer active? (Y,N,I) Y

BAT_FINSUM executed by MBADMIN on node MDECA5:: at 1-FEB-2013 12:07:54.05

Fund #	Fund Description	FYTD Receipts	MTD Expenditures	FYTD Expenditures	Current Fund Balance	Current Encumbrances	Unencumbered Fund Balance	Bank Code
Begin	Balance	Receipts	Expenditures	Expenditures	Balance	Encumbrances	Balance	Code
001 0000	General Fund	24,465,973.54	3,775,343.09	26,902,455.05	4,401,584.70	1,263,593.98	3,137,990.72	
6,838,066.21	1,323,211.18							
002 9080	Bond Retirement: 2008 Issue	2,123,674.21	0.00	19,088,724.01	1,551,111.73	1,645,740.63	94,628.90-	
18,516,161.53	44,850.24							
002 9097	Bond Retirement: 1997 Issue	317,846.22	0.00	522,042.41	884,188.80	119,356.23	764,832.57	
1,088,384.99	5,865.73							
003 9080	Construction Interest: 2008 Issue	51,155.40	21,873.17	1,766,219.11	664,206.01	21,923.70	642,282.31	
2,379,269.72	19.58							
003 9090	Perm Improvement: Montgomery County TID	0.00	0.00	0.00	316,105.42	0.00	316,105.42	
316,105.42	0.00							
003 9091	Perm Improvement: 1991 Levy	788,517.05	41,501.51	1,073,438.47	1,604,204.59	77,427.75	1,526,776.84	
1,889,126.01	14,676.58							
003 9093	Perm Improvement: 1993 Levy	774,668.86	264,194.69	2,392,312.64	3,682,434.56	906,446.45	2,775,988.11	
5,300,078.34	15,294.31							
004 9080	Building Fund: 2008 Issue	39,655.11	115,202.39	6,901,745.23	1,114,076.39	770,181.70	343,894.69	
7,976,166.51	0.00							
004 9097	BUILDING FUND	0.00	0.00	0.00	15,132.14	0.00	15,132.14	
15,132.14	0.00							
005 0000	Insurance Replacement	0.00	0.00	0.00	25,156.69	0.00	25,156.69	
25,156.69	0.00							
006 0000	LUNCHROOM	1,118,575.38	170,400.58	1,160,638.75	1,318,284.17	641,883.73	676,400.44	
1,360,347.54	293,258.86							
007 9810	Staff Trust Fund: Transportation	396.74	0.00	446.27	4,162.92	0.00	4,162.92	
4,212.45	104.36							
007 9811	Staff Trust Fund: Maintenance	0.00	0.00	0.00	10.00	0.00	10.00	
10.00	0.00							
007 9814	Staff Flower Fund: Middle School	547.17	0.00	132.35	7,059.22	0.00	7,059.22	
6,644.40	268.62							
007 9815	Staff Flower Fund: Mound	300.99	166.63	411.22	527.42	0.00	527.42	
637.65	100.42							
007 9818	TEACHERS LOUNGE - H.S.	1,294.85	1,181.12	2,008.07	2,390.79	419.88	1,970.91	
3,104.01	73.43							

Fund #	Fund Description	FYTD Receipts	MTD Expenditures	FYTD Expenditures	Current Fund Balance	Current Encumbrances	Unencumbered Fund Balance	Bank Code	
Begin	Balance	Receipts	Expenditures	Expenditures	Balance	Encumbrances	Balance	Code	
007 9820	CENTRAL OFFICE - COKE SALES	3,881.16	0.00	51.59	49.90	274.10	3,658.65	0.00	3,658.65
007 9823	Coke Sponsorship Fund	48,681.55	0.00	16,751.18	0.00	0.00	65,432.73	0.00	65,432.73
007 9824	Media One Grant	500.00	0.00	0.00	0.00	0.00	500.00	0.00	500.00
007 9825	Staff Flower Fund: Kinder	597.15	109.20	181.08	0.00	468.79	309.44	0.00	309.44
007 9826	Staff Flower Fund: Bauer	99.68	26.29	100.53	0.00	50.00	150.21	165.00	14.79-
007 9827	Staff Flower Fund: Mark Twain	1,672.98	55.65	998.65	191.00	637.21	2,034.42	139.00	1,895.42
007 9828	Staff Flower Fund: Bear	1,619.15	30.79	144.10	19.96	19.96	1,743.29	0.00	1,743.29
007 9829	Staff Flower Fund: Medlar View	1,274.34	87.56	268.73	67.50	67.50	1,475.57	0.00	1,475.57
007 9830	Staff Flower Fund: Jane Chance	828.13	130.05	299.82	0.00	35.75	1,092.20	0.00	1,092.20
008 9008	MIAMISBURG SCHOOL FOUNDATION	6,499.69	0.00	0.00	0.00	0.00	6,499.69	0.00	6,499.69
009 9901	Uniform School Supplies: Bauer	10,023.99	255.00	9,295.00	1,659.53	10,434.15	8,884.84	0.00	8,884.84
009 9902	Uniform School Supplies: Bear	5,849.46	185.00	6,030.00	0.00	1,961.95	9,917.51	0.00	9,917.51
009 9903	Uniform School Supplies: Kinder	13,556.75	630.00	8,883.00	0.00	3,112.00	19,327.75	0.00	19,327.75
009 9904	Uniform School Supplies: Mark Twain	17,347.77	240.00	5,600.00	0.00	3,592.52	19,355.25	2,062.50	17,292.75
009 9905	Uniform School Supplies: Mound	3,807.11	15.00	7,860.00	0.00	4,609.62	7,057.49	0.00	7,057.49
009 9908	Uniform School Supplies: MHS	35,526.03	9,029.55	59,211.30	7,756.07	84,062.82	10,674.51	12,030.23	1,355.72-

Fund #	Fund Description	FYTD Receipts	MTD Expenditures	FYTD Expenditures	Current Fund Balance	Current Encumbrances	Unencumbered Fund Balance	Bank Code
Begin	Balance	Receipts						
009 9911	Uniform School Supplies: Medlar View	135.00	0.00	7,874.25	18,455.31	0.00	18,455.31	
	16,054.56	10,275.00						
009 9914	Uniform School Supplies: Jane Chance	345.00	1,314.18	8,223.80	14,753.89	0.00	14,753.89	
	11,702.69	11,275.00						
009 9915	Uniform School Supplies: Middle School	1,115.00	0.00	50,738.37	15,961.80	0.00	15,961.80	
	34,740.17	31,960.00						
018 9831	Principal's Fund: Bauer	0.00	82.66	2,387.16	2,957.25	500.00	2,457.25	
	3,195.14	2,149.27						
018 9832	Principal's Fund: Bear	750.00	128.93	440.90	14,132.80	588.16	13,544.64	
	13,267.51	1,306.19						
018 9833	Principal's Fund: Kinder	0.00	1,425.09	2,598.32	1,166.54-	0.00	1,166.54-	
	1,292.54	139.24						
018 9834	Principal's Fund: Mark Twain	2,897.28	489.20	3,581.85	29,939.55	1,746.00	28,193.55	
	29,654.43	3,866.97						
018 9835	Principal's Fund: Mound	2,583.11	481.57	3,796.23	20,941.67	1,574.50	19,367.17	
	19,325.21	5,412.69						
018 9838	Principal's Fund: MHS	1,517.18	2,616.84	22,451.81	32,612.54	7,346.61	25,265.93	
	40,563.71	14,500.64						
018 9839	Principal's Fund: Medlar View	2,349.12	2,066.12	14,628.99	34,760.33	915.00	33,845.33	
	37,938.11	11,451.21						
018 9840	Principal's Fund: Maddux-Lang Primary	0.00	0.00	420.60	2,478.31	0.00	2,478.31	
	2,898.91	0.00						
018 9841	Principal's Fund: Jane Chance	0.00	551.13	4,143.75	6,199.09	350.00	5,849.09	
	7,466.19	2,876.65						
018 9842	Principal's Fund: Middle School	140.04	6,823.82	11,879.52	29,693.49	2,590.00	27,103.49	
	26,160.46	15,412.55						
019 9005	Special Olympics	0.00	0.00	397.50	6,534.44	825.80	5,708.64	
	4,974.46	1,957.48						
019 9006	Thanks a Million Giveaway	0.00	0.00	0.00	50,000.00	0.00	50,000.00	
	0.00	50,000.00						
019 9097	DISCOVER GIVEAWAY - MARK TWAIN	0.00	0.00	0.00	7,803.00	0.00	7,803.00	
	7,803.00	0.00						

Fund #	Fund Description	FYTD Receipts	MTD Expenditures	FYTD Expenditures	Current Fund Balance	Current Encumbrances	Unencumbered Fund Balance	Bank Code
Begin Balance	MTD Receipts							
019 9416	LPDC Tuition Payments	510.00	0.00	1,185.00	3,538.85	0.00	3,538.85	
	4,213.85	0.00						
019 9798	MENTORING PROGRAM	300.00	0.00	208.37	1,126.65	0.00	1,126.65	
	1,035.02	0.00						
019 9899	DONATION - EXERCISE SCIENCE	0.00	0.00	0.00	2,000.00	0.00	2,000.00	
	2,000.00	0.00						
019 9905	Science Grant: Bauer	0.00	0.00	700.00	741.60	0.00	741.60	
	1,441.60	0.00						
019 9907	PROJECT 40 GRANT	500.00	0.00	96.25	1,137.29	0.00	1,137.29	
	733.54	0.00						
019 9910	COMMUNITY OUTREACH	8,563.00	1,810.50	4,915.14	5,155.73	474.99	4,680.74	
	1,507.87	515.00						
019 9912	FY11 CHAMBER OF COMMERCE GRANT - BAUER	0.00	0.00	0.00	500.00	0.00	500.00	
	500.00	0.00						
019 9915	FY12 MINI GRANTS	0.00	0.00	1,000.00	99.66	0.00	99.66	
	1,099.66	0.00						
019 9916	FY13 MINI GRANTS	8,000.00	2,785.00	7,126.20	873.80	375.00	498.80	
	0.00	0.00						
019 9917	MHS Parent Association	240.79	0.00	0.00	240.79	0.00	240.79	
	0.00	0.00						
031 0000	UNDERGROUND STORAGE TANK	0.00	0.00	0.00	11,000.00	0.00	11,000.00	
	11,000.00	0.00						
035 0000	Termination Benefits Fund	300,000.00	0.00	215,594.74	449,773.58	1,003.98	448,769.60	
	365,368.32	0.00						
070 9906	Capital Projects Fund	0.00	0.00	0.00	176,755.39	0.00	176,755.39	
	176,755.39	0.00						
200 9800	Class of 2000	0.00	0.00	0.00	682.05	0.00	682.05	
	682.05	0.00						
200 9812	Class of 2012	0.00	0.00	3,220.84	0.00	0.00	0.00	
	3,220.84	0.00						
200 9813	Class of 2013	191.00	0.00	0.00	1,622.00	0.00	1,622.00	
	1,431.00	48.00						

Fund #	Fund Description	FYTD Receipts	MTD Expenditures	FYTD Expenditures	Current Fund Balance	Current Encumbrances	Unencumbered Fund Balance	Bank Code
Begin Balance	MTD Receipts							
200 9814	CLASS OF 2014 780.03	44.00	187.00	0.00	62.68	904.35	0.00	904.35
200 9815	CLASS OF 2015 450.00	44.00	259.00	0.00	0.00	709.00	0.00	709.00
200 9816	CLASS OF 2016 0.00	32.00	284.00	0.00	6.70	277.30	0.00	277.30
200 9841	VIKING PRIDE 2,686.53	0.00	0.00	0.00	0.00	2,686.53	0.00	2,686.53
200 9842	EARTH CLUB 1,526.57	0.00	0.00	0.00	0.00	1,526.57	0.00	1,526.57
200 9843	JUNIOR STATESMEN OF AMERICA CLUB - H.S. 749.01	3,134.00	3,565.24	4,205.00	4,205.00	109.25	0.00	109.25
200 9844	BOWLING CLUB - HS 319.33	57.00	1,816.00	0.00	472.50	1,662.83	1,605.50	57.33
200 9845	Destination Imagination 694.00	0.00	4,441.00	0.00	5,100.00	35.00	0.00	35.00
200 9846	8th Grade Class Trip 4,379.83	4,150.00	75,730.40	0.00	22,193.60	57,916.63	0.00	57,916.63
200 9847	Yearbook: Middle School 8,726.06	2,507.50	5,088.00	126.22	5,692.07	8,121.99	0.00	8,121.99
200 9849	Outdoor Club: Middle School 3,850.47	0.00	520.00	98.00	98.00	4,272.47	0.00	4,272.47
200 9853	Student Council - Middle School 3,547.63	0.00	1,857.00	191.41	1,535.42	3,869.21	0.00	3,869.21
200 9857	MUSE Machine: Middle School 1,220.46	1,567.00	5,429.00	362.04	2,255.56	4,393.90	6,675.00	2,281.10-
200 9860	SCIENCE CLUB - H.S. 14,709.19	2,184.00	6,826.44	3,470.45	3,470.45	18,065.18	1,000.00	17,065.18
200 9864	VIKING SHOP BOOKSTORE - H.S. 11,059.41	261.50	452.94	535.00	1,535.00	9,977.35	0.00	9,977.35
200 9865	DECA SALES CLUB - H.S. 1,405.37	0.00	0.00	0.00	0.00	1,405.37	0.00	1,405.37

Fund #	Fund Description	FYTD Receipts	MTD Expenditures	FYTD Expenditures	Current Fund Balance	Current Encumbrances	Unencumbered Fund Balance	Bank Code
Begin	Balance	MTD Receipts						
200 9866	HOME EC: H.S. 499.24	0.00	84.02	40.80	124.82	458.44	0.00	458.44
200 9867	FUTURE MEDICAL CAREERS - H.S. 342.44	40.00	721.32	0.00	568.00	495.76	0.00	495.76
200 9870	STUDENT GOVERNMENT: HIGH SCHOOL 12,028.86	0.00	11,509.31	166.15	6,919.60	16,618.57	1,064.05	15,554.52
200 9872	MIRUS YEARBOOK - H.S. 3,167.52	0.00	6,115.00	0.00	1,929.11	7,353.41	0.00	7,353.41
200 9873	HONOR SOCIETY - H.S. 869.98	329.00	1,867.63	829.65	947.60	1,790.01	0.00	1,790.01
200 9874	MUSICAL - H.S. 1,156.20	0.00	0.00	0.00	0.00	1,156.20	0.00	1,156.20
200 9876	BLUE & WHITE NEWSPAPER 129.41	0.00	0.00	0.00	0.00	129.41	0.00	129.41
200 9878	COMPUTER CLUB: H.S. 4,611.89	1,615.00	5,408.00	82.77	1,371.84	8,648.05	5,329.65	3,318.40
200 9879	VIDEO CLUB: H.S. 12,290.72	0.00	540.00	1,422.01	1,439.22	11,391.50	5,718.84	5,672.66
200 9880	MUSE MACHINE 816.00	200.00	766.00	45.07	830.56	751.44	150.00	601.44
200 9882	DIVERSITY FORUM CLUB - HS 159.57	0.00	0.00	0.00	0.00	159.57	0.00	159.57
200 9883	HOLE-IN-ONE CLUB - HS 250.13	0.00	2,040.00	0.00	1,190.22	1,099.91	0.00	1,099.91
200 9885	DISCOVERY CLUB (S.S.) - H.S. 363.64	308.00	488.00	471.97	471.97	379.67	0.00	379.67
200 9887	MIAMISBURG BASKETBALL INTRAMURAL LEAGUE 800.00	80.00	2,960.00	588.46	2,149.96	1,610.04	1,031.54	578.50
200 9895	SKI CLUB - HS 3,668.97	100.00	1,200.00	0.00	0.00	4,868.97	200.00	4,668.97
200 9906	S.C.R.E.A.M: High School 148.16	0.00	0.00	0.00	0.00	148.16	0.00	148.16

Fund #	Fund Description	FYTD Receipts	MTD Expenditures	FYTD Expenditures	Current Fund Balance	Current Encumbrances	Unencumbered Fund Balance	Bank Code
Begin	Balance	MTD Receipts						
200 9907	MHS: S.A.D.D. 1,322.06	0.00	0.00	0.00	1,322.06	0.00	1,322.06	
200 9908	PRIDE: MIDDLE SCHOOL 141.00	0.00	0.00	0.00	141.00	0.00	141.00	
200 9909	CHALLENGERS - gifted 1,902.80	1,041.00-	6,658.00	0.00	4,014.00	4,546.80	600.00	3,946.80
200 9910	H.S. INTERNATIONAL CLUB 134.16	0.00	0.00	0.00	134.16	0.00	134.16	
200 9913	ART CLUB: H.S. 552.42	0.00	0.00	0.00	552.42	0.00	552.42	
200 9916	Student Council: Mound 159.17	0.00	0.00	0.00	159.17	0.00	159.17	
300 0000	ATHLETIC FUND - H.S. 208,707.63	33,233.93	143,568.27	28,056.19	119,332.14	232,943.76	25,036.03	207,907.73
401 9012	FY12 Auxiliary: Dayton Christian 190,259.79	0.00	0.00	5,724.79	189,026.70	1,233.09	403.71	829.38
401 9013	FY13 Auxiliary: Dayton Christian 0.00	10.54	328,650.86	61,900.41	256,910.48	71,740.38	60,939.57	10,800.81
401 9112	FY12 AUXILIARY: CREATIVE WORLD OF MONTESSORI 12,411.18	0.00	0.00	0.00	12,411.18	0.00	0.00	0.00
401 9113	FY13 AUXILIARY: CREATIVE WORLD OF MONTESSORI 0.00	0.44	6,270.10	0.00	358.11	5,911.99	0.00	5,911.99
401 9912	FY12 Auxiliary: Bishop Leibold 95,625.21	0.00	0.00	211.86	89,397.64	6,227.57	138.05	6,089.52
401 9913	FY13 Auxiliary: Bishop Leibold 0.00	7.21	154,582.90	15,669.56	80,611.06	73,971.84	9,264.62	64,707.22
432 9911	FY11 EMIS 25,175.70	0.00	0.00	0.00	25,175.70	0.00	0.00	0.00
432 9912	FY12 EMIS 7,247.02	0.00	0.00	0.00	7,163.10	83.92	0.00	83.92
432 9913	FY13 EMIS 0.00	0.00	165,000.00	11,616.15	81,756.68	83,243.32	11,631.19	71,612.13

Fund #	Fund Description	FYTD Receipts	MTD Expenditures	FYTD Expenditures	Current Fund Balance	Current Encumbrances	Unencumbered Fund Balance	Bank Code
Begin	Balance	MTD Receipts						
451 9913	FY13 Network Connectivity	0.00	0.00	9,000.00	0.00	0.00	9,000.00	
463 9912	FY12 Alternative Education	1,687.70	0.00	3,021.94	0.00	4,709.64	0.00	0.00
463 9913	FY13 Alternative Education	0.00	3,085.43	15,365.01	3,840.60	16,705.61	1,340.60-	9,107.94
499 9012	FY12 SCHOOL PSYCHOLOGY INTERN	186.08	0.00	4,562.20	0.00	4,748.28	0.00	0.00
499 9013	FY13 SCHOOL PSYCHOLOGY INTERN	0.00	4,675.72	11,701.44	2,337.86	11,689.30	12.14	436.67
499 9333	MIAMISBURG SECONDARY ACADEMY	36,194.58	0.00	126,996.05	35,272.11	246,756.33	83,565.70-	1,810.36
504 9912	EDUCATION JOBS FUND -- FY 2011-12	4,326.74	0.00	54,875.65	0.00	59,202.39	0.00	0.00
506 9912	RTTT -- FY 2011-12	4,381.35	0.00	14,897.07	0.00	19,278.42	0.00	0.00
506 9913	RTTT -- FY 2012-13	0.00	0.00	66,551.39	1,318.13	64,749.64	1,801.75	1,309.31
516 9912	FY12 Title VI-B IDEA	26,509.07	0.00	176,777.43	0.00	203,286.50	0.00	0.00
516 9913	FY13 Title VI-B IDEA	0.00	85,609.99	408,614.12	87,392.97	413,007.09	4,392.97-	66,825.45
533 9912	FY12 Title II-D Technology	191.85	0.00	2,158.15	0.00	2,350.00	0.00	0.00
551 9013	FY13 Title III LEP	0.00	0.00	4,303.44	1,138.70	5,380.84	1,077.40-	99.21
551 9912	FY12 Title III Immigrant	892.61	0.00	0.00	0.00	892.61	0.00	0.00
572 9910	FY10 Title I Schoolwide	704.90	704.90-	704.90-	0.00	0.00	0.00	0.00
572 9912	FY12 Title I Schoolwide	10,875.60	0.00	118,203.19	0.00	129,078.79	0.00	0.00

Fund #	Fund Description	FYTD Receipts	MTD Expenditures	FYTD Expenditures	Current Fund Balance	Current Encumbrances	Unencumbered Fund Balance	Bank Code
Begin	Balance	MTD Receipts						
572 9913	FY13 Title I Schoolwide							
	0.00	74,071.11	379,619.02	75,231.23	380,850.25	1,231.23-	4,450.21	5,681.44-
587 9912	FY12 Early Childhood Special Education IDEA							
	104.75	0.00	3,721.30	0.00	3,826.05	0.00	0.00	0.00
587 9913	FY13 Early Childhood Special Education IDEA							
	0.00	2,297.96	13,108.64	2,248.58	13,107.22	1.42	122.23	120.81-
590 9912	FY12 Title II-A Improving Teacher Quality							
	862.09	0.00	21,113.92	0.00	21,976.01	0.00	0.00	0.00
590 9913	FY13 Title II-A Improving Teacher Quality							
	0.00	10,500.00	55,325.88	10,984.54	55,281.36	44.52	596.73	552.21-
GRAND TOTALS:								
	47,426,356.86	1,949,311.56	32,713,264.55	4,775,760.86	62,875,112.54	17,264,508.87	5,695,206.68	11,569,302.19