

July 2012

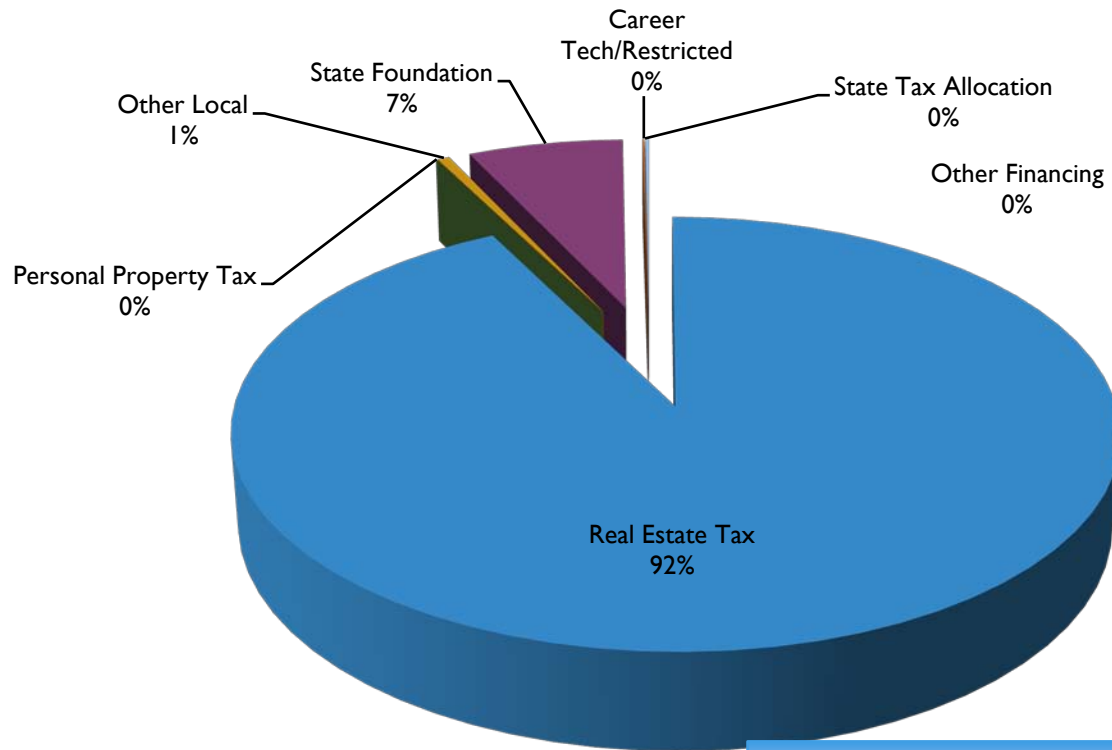
MIAMISBURG CITY SCHOOL DISTRICT

General Fund - Budget vs Actual

FY 2012-13

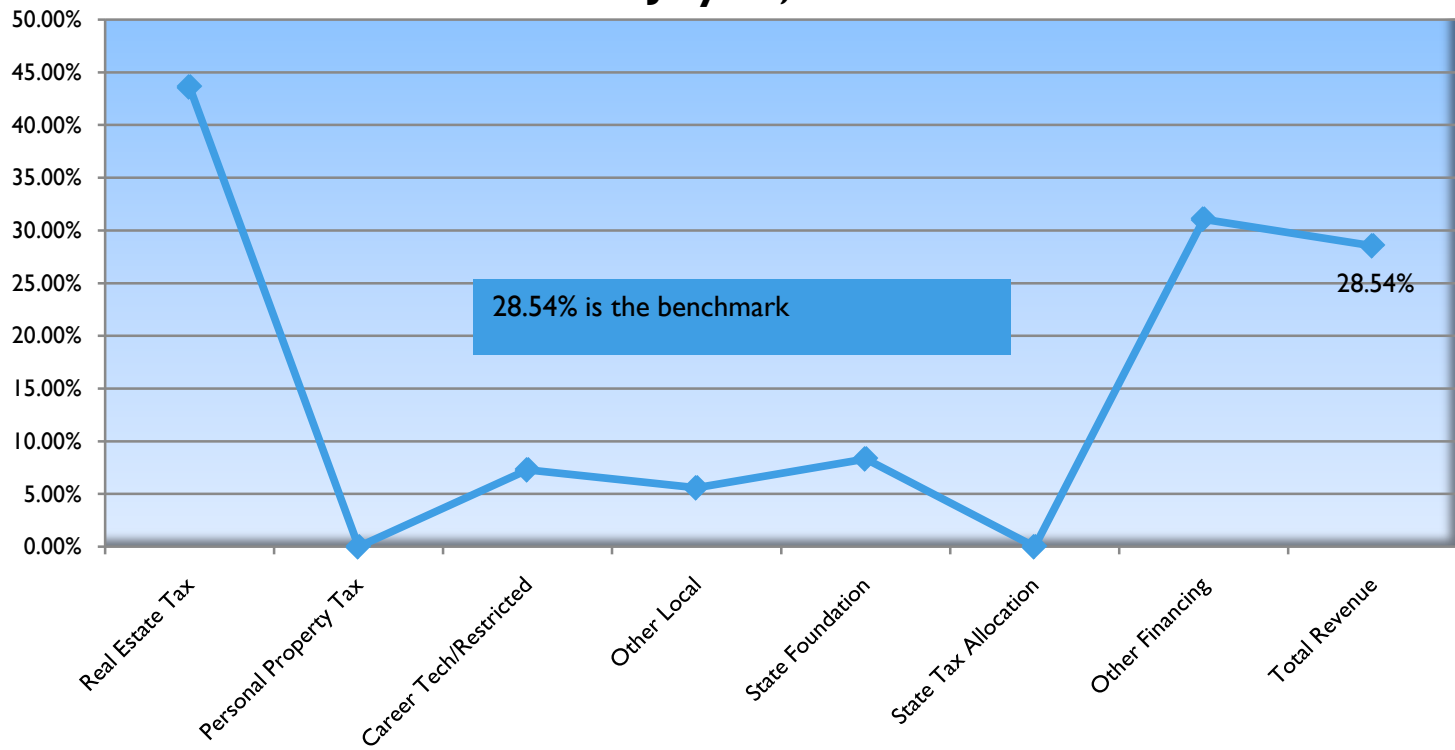
	BUDGET	ACTUAL		% RECEIVED	TARGET
	7/1/2012 to	7/1/2012 to	DIFFERENCE	/EXPENDED	
	6/30/2013	7/30/2012			
Revenues					
1.010 General Property Tax (Real Estate)	\$ 28,723,420	\$ 12,523,226	\$ (16,200,194)	43.60%	43.60%
1.020 Tangible Personal Property Tax	990,210	-	(990,210)	0.00%	0.00%
1.035 Unrestricted State grants In Aid	10,947,302	912,275	(10,035,027)	8.33%	8.33%
1.040 Restricted State Grants	160,630	11,719	(148,911)	7.30%	7.30%
1.050 Property Tax Allocation	5,265,832	-	(5,265,832)	0.00%	0.00%
1.060 All Other Revenues	1,295,000	72,373	(1,222,627)	5.59%	5.59%
Total Revenues	47,382,394	13,519,593	(33,862,801)	28.53%	28.53%
Other Financing Sources					
2.010 Proceeds from Sale of Notes	-	-	-		
2.040 Operating Transfers In	-	-	-		
2.050 Advances In	21,950	21,950	-	100.00%	100.00%
2.060 All Other Financing Sources	50,000	404	(49,596)	0.81%	0.81%
Total Other Financing Sources	71,950	22,354	(49,596)	31.07%	31.07%
Total Revenues and Other Financing Sources	47,454,344	13,541,947	(33,912,397)	28.54%	28.54%
Expenditures					
3.010 Personal Services	28,126,467	2,145,912	(25,980,555)	7.63%	7.63%
3.020 Employee Benefits	10,414,515	808,248	(9,606,267)	7.76%	7.76%
3.030 Purchased Services	6,147,465	818,477	(5,328,988)	13.31%	13.31%
3.040 Supplies & Materials	1,261,230	38,488	(1,222,742)	3.05%	3.05%
4.020 Notes-Principal	-	-	-		
4.060 Notes-Interest	-	-	-		
4.300 Other Objects	1,031,475	44,361	(987,114)	4.30%	4.30%
Total Expenditures	46,981,152	3,855,486	(43,125,666)	8.21%	8.21%
Other Financing Uses					
5.010 Operating Transfers Out	539,000	-	(539,000)	0.00%	0.00%
5.020 Advances Out	40,000	-	(40,000)	0.00%	0.00%
Total Other Financing Uses	579,000	-	(579,000)	0.00%	0.00%
Total Expenditures and Other Financing Uses	47,560,152	3,855,486	(43,704,666)	8.11%	8.11%
Excess of Revenues and Other Financing Sources over(under) Expenditures and Other Financing Uses	(105,808)	9,686,461			
Cash Balance July 1	\$ 6,838,066	\$ 6,838,066	-		
Ending Cash Balance	\$ 6,732,258	\$ 16,524,527	9,792,269		

Where does the money come from ?

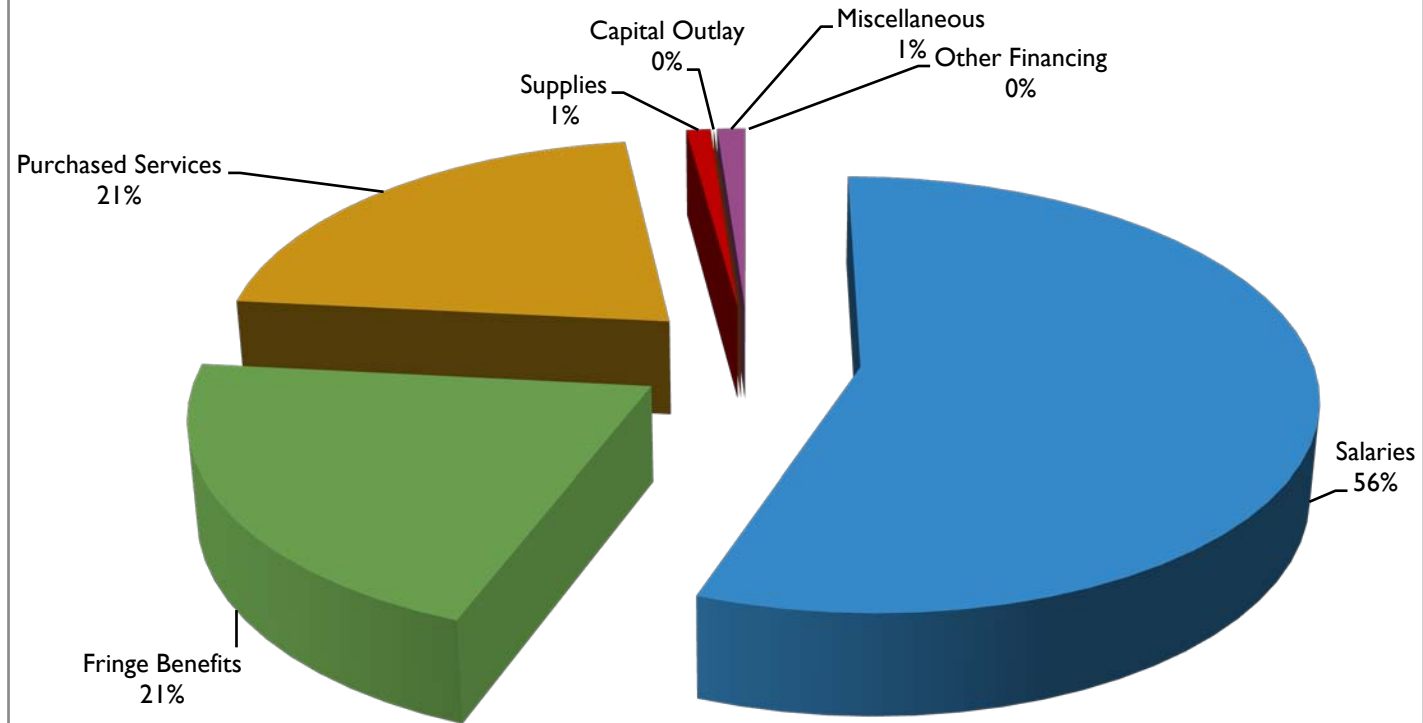


General Fund FY 2012-13
Total Revenues - \$ 13,541,947

General Fund FY 2012-13 Percentage received of Revenues as of July 31, 2012

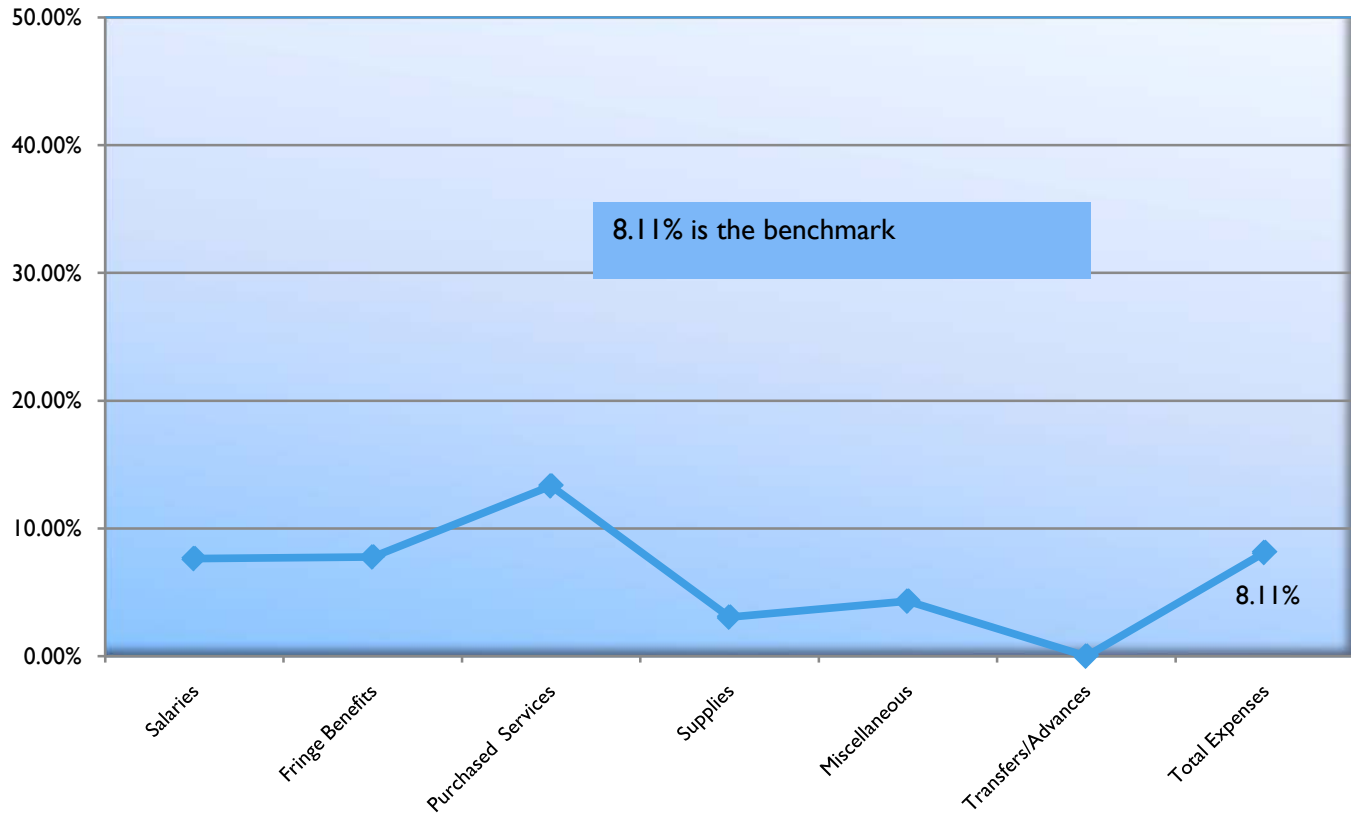


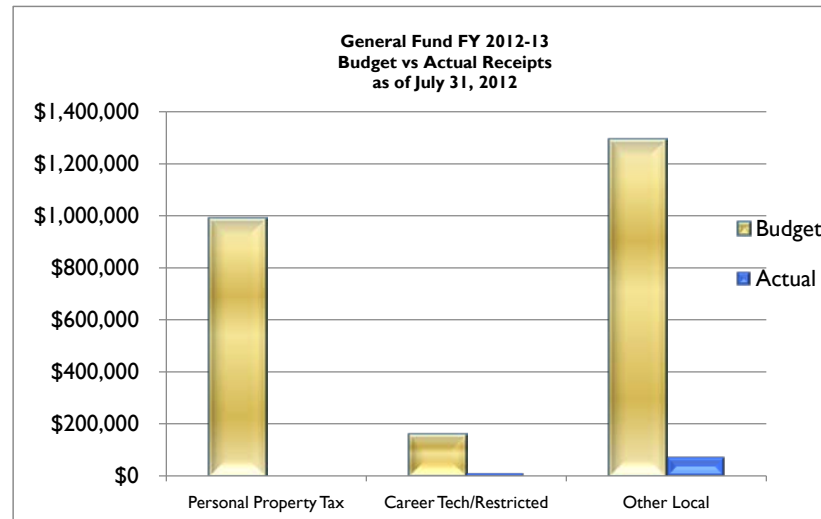
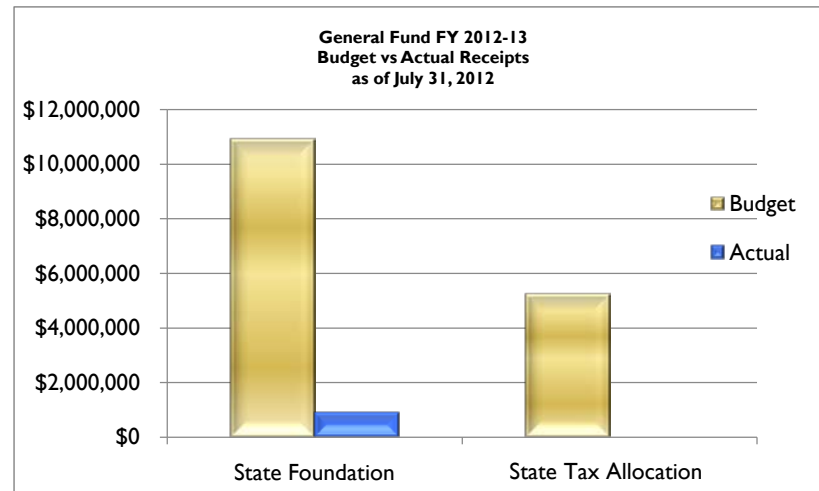
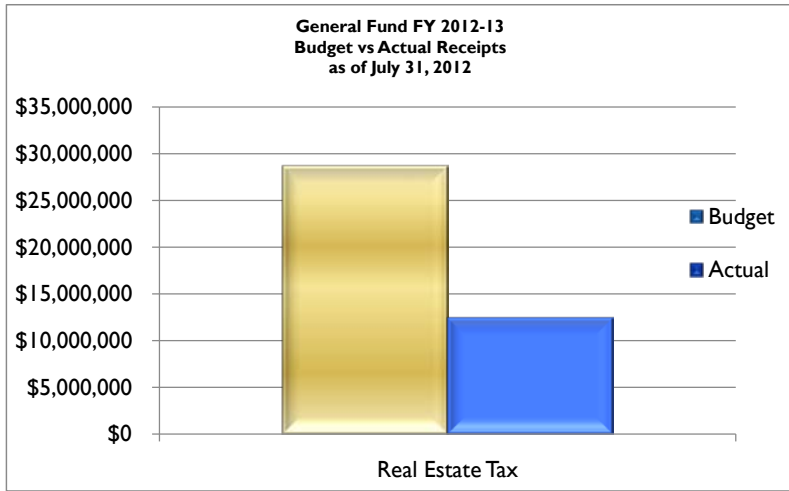
Where does the money go ?

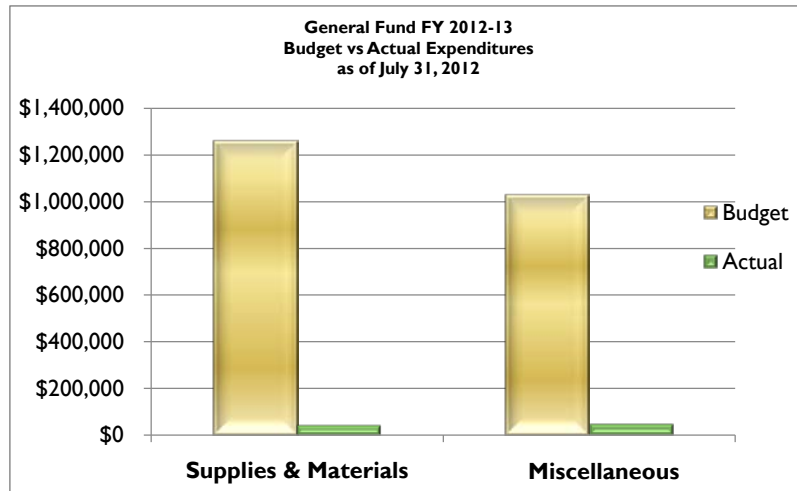
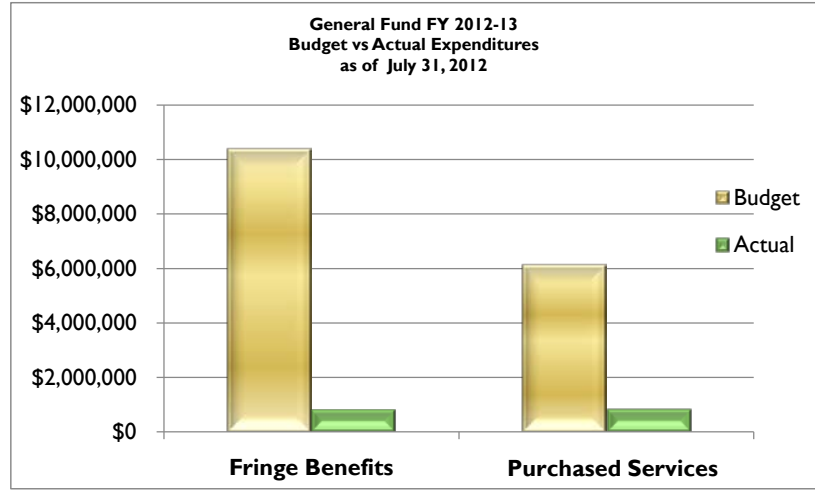
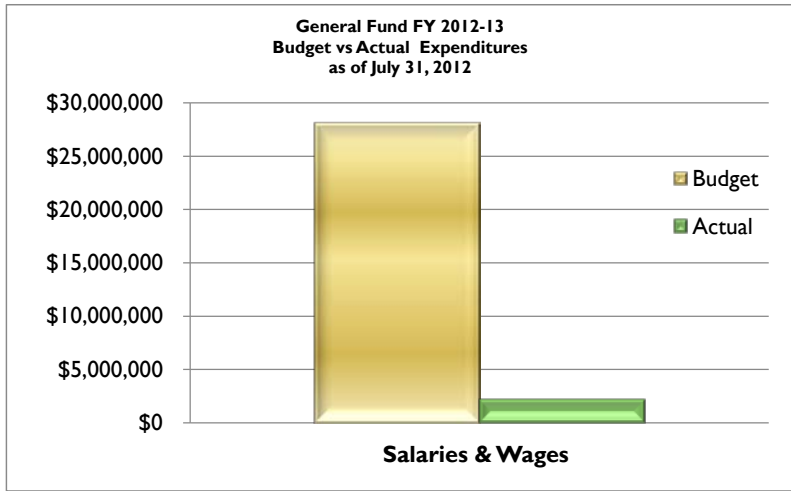


General Fund FY 2012-13
Total Expenditures - \$ 3,855,486

General Fund FY 2012-13 Percentage spent of Expenditures as of July 31, 2012







Miamisburg City School District
Bank Reconciliation
July 31, 2012

Balance Per Bank Statements

Farmers & Merchants	3,541,588.23
Fifth Third Checking	13,007,911.99
Baird/US Bank	12,628,193.25
Baird 2008 Bond	9,753,730.28
Fifth Third Securities 2008 Bond	2,153,886.87
Star Ohio 2008 Bond	1,424.75
Star Ohio	3,448.05
Bond Retirement Borrowing	-
Total Bank Balance	41,090,183.42

Change Fund	-
Building Change Funds	600.00
	<u>41,090,783.42</u>

Less:	
Outstanding Checks - 5/3	(878,728.70)
Outstanding Payroll Checks	(50,989.39)

Adjusted Bank Balance **40,161,065.33**

Fund Balances

Fund Balances as of July 31, 2012	40,457,716.75
Less:	
Bank Service charge	(930.10)
NSF checks	-
Unrecorded Change in Market Value 5/3 Securities 2008 Bond	(305,465.73)
Returned Direct Deposit	-
Add:	-
H.S.A. not withdrawn	0.08
Outstanding Deposits	9,744.33

Adjusted Fund Balances **40,161,065.33**

Variance Between Fund and Book **0.00**

-- Options Summary --

Summary or Detail Report? (S,D) S
Output file: FINSUMM1.PDF
Type: CSV
Print options page? (Y,N) Y
Report heading: fy 2012-13
Generate FINDET report for comparison? (Y,N) N
Sort options: FD
Subtotal options: FD
Include future encumbrance amounts? (Y,N) N
Include accounts with zero amounts? (Y,N) N
Include accounts which are no longer active? (Y,N,I) Y

BAT_FINSUM executed by MBADMIN on node MDECA5:: at 1-AUG-2012 09:34:24.27

MIAMISBURG CITY SD
 Financial Report by Fund
 fy 2012-13

Begin Balance	MTD Receipts	FYTD Receipts	MTD Expenditures	FYTD Expenditures	Current Fund Balance	Current Encumbrances	Unencumbered Fund Balance
TOTAL FOR Fund 001 - GENERAL:							
6,838,066.21	13,541,947.85	13,541,947.85	3,855,486.04	3,855,486.04	16,524,528.02	895,840.65	15,628,687.37
TOTAL FOR Fund 002 - BOND RETIREMENT:							
19,604,546.52	1,875,584.75	1,875,584.75	16,341,500.00	16,341,500.00	5,138,631.27	0.00	5,138,631.27
TOTAL FOR Fund 003 - PERMANENT IMPROVEMENT:							
9,884,579.49	1,120,497.92	1,120,497.92	1,331,507.45	1,331,507.45	9,673,569.96	3,426,815.28	6,246,754.68
TOTAL FOR Fund 004 - BUILDING:							
7,991,298.65	36.93	36.93	1,693,976.72	1,693,976.72	6,297,358.86	5,908,011.04	389,347.82
TOTAL FOR Fund 005 - REPLACEMENT:							
25,156.69	0.00	0.00	0.00	0.00	25,156.69	0.00	25,156.69
TOTAL FOR Fund 006 - FOOD SERVICE:							
1,360,347.54	110,201.86	110,201.86	97,035.22	97,035.22	1,373,514.18	168,912.48	1,204,601.70
TOTAL FOR Fund 007 - SPECIAL TRUST:							
73,762.65	42.38	42.38	0.00	0.00	73,805.03	1,500.00	72,305.03
TOTAL FOR Fund 008 - ENDOWMENT:							
6,499.69	0.00	0.00	0.00	0.00	6,499.69	0.00	6,499.69
TOTAL FOR Fund 009 - UNIFORM SCHOOL SUPPLIES:							
148,608.53	70.00	70.00	7,004.22	7,004.22	141,674.31	109,979.64	31,694.67
TOTAL FOR Fund 018 - PUBLIC SCHOOL SUPPORT:							
181,762.21	81.56	81.56	553.44	553.44	181,290.33	35,165.40	146,124.93
TOTAL FOR Fund 019 - OTHER GRANT:							
25,309.00	1,134.40	1,134.40	552.74	552.74	25,890.66	1,332.35	24,558.31
TOTAL FOR Fund 031 - UNDERGROUND STORAGE TANK FUND							
11,000.00	0.00	0.00	0.00	0.00	11,000.00	0.00	11,000.00
TOTAL FOR Fund 035 - TERMINATION BENEFITS - HB426:							
365,368.32	0.00	0.00	56,309.53	56,309.53	309,058.79	0.00	309,058.79
TOTAL FOR Fund 070 - CAPITAL PROJECTS:							
176,755.39	0.00	0.00	0.00	0.00	176,755.39	0.00	176,755.39
TOTAL FOR Fund 200 - STUDENT MANAGED ACTIVITY:							
106,952.12	3,203.50	3,203.50	10,665.85	10,665.85	99,489.77	9,849.25	89,640.52
TOTAL FOR Fund 300 - DISTRICT MANAGED ACTIVITY:							
208,707.63	0.00	0.00	942.59	942.59	207,765.04	46,073.50	161,691.54

MIAMISBURG CITY SD
 Financial Report by Fund
 fy 2012-13

Begin Balance	MTD Receipts	FYTD Receipts	MTD Expenditures	FYTD Expenditures	Current Fund Balance	Current Encumbrances	Unencumbered Fund Balance
TOTAL FOR Fund 401 - AUXILIARY SERVICES:							
298,296.18	17.40	17.40	148,672.07	148,672.07	149,641.51	105,458.78	44,182.73
TOTAL FOR Fund 432 - MANAGEMENT INFORMATION SYSTEM							
32,422.72	0.00	0.00	11,515.27	11,515.27	20,907.45	57,348.00	36,440.55-
TOTAL FOR Fund 463 - ALTERNATIVE SCHOOLS:							
1,687.70	704.30	704.30	2,384.65	2,384.65	7.35	9,493.00	9,485.65-
TOTAL FOR Fund 499 - MISCELLANEOUS STATE GRANT FUN							
36,380.66	0.00	0.00	23,852.95	23,852.95	12,527.71	0.00	12,527.71
TOTAL FOR Fund 504 - EDUCATION JOBS FUND:							
4,326.74	50,000.00	50,000.00	47,838.97	47,838.97	6,487.77	0.00	6,487.77
TOTAL FOR Fund 506 - RACE TO THE TOP:							
4,381.35	12,118.65	12,118.65	18,996.02	18,996.02	2,496.02-	10,519.97	13,015.99-
TOTAL FOR Fund 516 - IDEA PART B GRANTS:							
26,509.07	80,000.00	80,000.00	122,479.15	122,479.15	15,970.08-	14,662.78	30,632.86-
TOTAL FOR Fund 533 - TITLE II D - TECHNOLOGY:							
191.85	2,158.15	2,158.15	2,500.00	2,500.00	150.00-	0.00	150.00-
TOTAL FOR Fund 551 - LIMITED ENGLISH PROFICIENCY:							
892.61	0.00	0.00	166.00	166.00	726.61	0.00	726.61
TOTAL FOR Fund 572 - TITLE I DISADVANTAGED CHILDRE							
11,580.50	75,000.00	75,000.00	66,568.91	66,568.91	20,011.59	19,915.37	96.22
TOTAL FOR Fund 587 - IDEA PRESCHOOL-HANDICAPPED:							
104.75	1,900.00	1,900.00	1,913.05	1,913.05	91.70	0.00	91.70
TOTAL FOR Fund 590 - IMPROVING TEACHER QUALITY:							
862.09	10,000.00	10,000.00	10,918.92	10,918.92	56.83-	0.00	56.83-
GRAND TOTALS:							
47,426,356.86	16,884,699.65	16,884,699.65	23,853,339.76	23,853,339.76	40,457,716.75	10,820,877.49	29,636,839.26

-- Options Summary --

Summary or Detail Report? (S,D) D
Output file: FINSUMM.PDF
Type: CSV
Print options page? (Y,N) Y
Report heading: fy 2012-13
Generate FINDET report for comparison? (Y,N) N
Sort options: FS
Include future encumbrance amounts? (Y,N) N
Include accounts with zero amounts? (Y,N) N
Include accounts which are no longer active? (Y,N,I) Y

BAT_FINSUM executed by MBADMIN on node MDECA5:: at 1-AUG-2012 09:33:35.51

MIAMISBURG CITY SD
 Financial Report by Fund/SCC
 fy 2012-13

Fund #	Fund Description	FYTD Receipts	MTD Expenditures	FYTD Expenditures	Current Fund Balance	Current Encumbrances	Unencumbered Fund Balance	Bank Code
001 0000	General Fund	13,541,947.85	3,855,486.04	3,855,486.04	16,524,528.02	895,840.65	15,628,687.37	
6,838,066.21	13,541,947.85							
002 9080	Bond Retirement: 2008 Issue	1,658,657.69	16,341,500.00	16,341,500.00	3,833,319.22	0.00	3,833,319.22	
18,516,161.53	1,658,657.69							
002 9097	Bond Retirement: 1997 Issue	216,927.06	0.00	0.00	1,305,312.05	0.00	1,305,312.05	
1,088,384.99	216,927.06							
003 9080	Construction Interest: 2008 Issue	26,431.13	620,868.64	620,868.64	1,784,832.21	1,373,408.09	411,424.12	
2,379,269.72	26,431.13							
003 9090	Perm Improvement: Montgomery County TID	0.00	0.00	0.00	316,105.42	0.00	316,105.42	
316,105.42	0.00							
003 9091	Perm Improvement: 1991 Levy	541,567.09	481,373.09	481,373.09	1,949,320.01	463,919.33	1,485,400.68	
1,889,126.01	541,567.09							
003 9093	Perm Improvement: 1993 Levy	552,499.70	229,265.72	229,265.72	5,623,312.32	1,589,487.86	4,033,824.46	
5,300,078.34	552,499.70							
004 9080	Building Fund: 2008 Issue	36.93	1,693,976.72	1,693,976.72	6,282,226.72	5,908,011.04	374,215.68	
7,976,166.51	36.93							
004 9097	BUILDING FUND	0.00	0.00	0.00	15,132.14	0.00	15,132.14	
15,132.14	0.00							
005 0000	Insurance Replacement	0.00	0.00	0.00	25,156.69	0.00	25,156.69	
25,156.69	0.00							
006 0000	LUNCHROOM	110,201.86	97,035.22	97,035.22	1,373,514.18	168,912.48	1,204,601.70	
1,360,347.54	110,201.86							
007 9810	Staff Trust Fund: Transportation	42.38	0.00	0.00	4,254.83	0.00	4,254.83	
4,212.45	42.38							
007 9811	Staff Trust Fund: Maintenance	0.00	0.00	0.00	10.00	0.00	10.00	
10.00	0.00							
007 9814	Staff Flower Fund: Middle School	0.00	0.00	0.00	6,644.40	0.00	6,644.40	
6,644.40	0.00							
007 9815	Staff Flower Fund: Mound	0.00	0.00	0.00	637.65	0.00	637.65	
637.65	0.00							
007 9818	TEACHERS LOUNGE - H.S.	0.00	0.00	0.00	3,104.01	1,250.00	1,854.01	
3,104.01	0.00							

Date: 08/01/2012
 Time: 9:33 am

MIAMISBURG CITY SD
 Financial Report by Fund/SCC
 fy 2012-13

Page: 2
 (FINSUM)

Fund #	Fund Description	FYTD Receipts	MTD Expenditures	FYTD Expenditures	Current Fund Balance	Current Encumbrances	Unencumbered Fund Balance	Bank Code
Begin	Balance	MTD Receipts						
007 9820	CENTRAL OFFICE - COKE SALES	3,881.16	0.00	0.00	3,881.16	0.00	3,881.16	
007 9823	Coke Sponsorship Fund	48,681.55	0.00	0.00	48,681.55	0.00	48,681.55	
007 9824	Media One Grant	500.00	0.00	0.00	500.00	0.00	500.00	
007 9825	Staff Flower Fund: Kinder	597.15	0.00	0.00	597.15	0.00	597.15	
007 9826	Staff Flower Fund: Bauer	99.68	0.00	0.00	99.68	0.00	99.68	
007 9827	Staff Flower Fund: Mark Twain	1,672.98	0.00	0.00	1,672.98	250.00	1,422.98	
007 9828	Staff Flower Fund: Bear	1,619.15	0.00	0.00	1,619.15	0.00	1,619.15	
007 9829	Staff Flower Fund: Medlar View	1,274.34	0.00	0.00	1,274.34	0.00	1,274.34	
007 9830	Staff Flower Fund: Jane Chance	828.13	0.00	0.00	828.13	0.00	828.13	
008 9008	MIAMISBURG SCHOOL FOUNDATION	6,499.69	0.00	0.00	6,499.69	0.00	6,499.69	
009 9901	Uniform School Supplies: Bauer	10,023.99	0.00	0.00	10,023.99	9,245.01	778.98	
009 9902	Uniform School Supplies: Bear	5,849.46	0.00	0.00	5,849.46	1,961.95	3,887.51	
009 9903	Uniform School Supplies: Kinder	13,556.75	0.00	0.00	13,556.75	3,112.00	10,444.75	
009 9904	Uniform School Supplies: Mark Twain	17,347.77	0.00	0.00	17,347.77	3,571.13	13,776.64	
009 9905	Uniform School Supplies: Mound	3,807.11	0.00	0.00	3,807.11	3,683.15	123.96	
009 9908	Uniform School Supplies: MHS	35,526.03	0.00	2,088.12	33,437.91	30,823.44	2,614.47	

Date: 08/01/2012
 Time: 9:33 am

MIAMISBURG CITY SD
 Financial Report by Fund/SCC
 fy 2012-13

Page: 3
 (FINSUM)

Fund #	Fund Description	FYTD Receipts	MTD Expenditures	FYTD Expenditures	Current Fund Balance	Current Encumbrances	Unencumbered Fund Balance	Bank Code	
009	9911 Uniform School Supplies: Medlar View	16,054.56	0.00	0.00	3,498.60	3,498.60	12,555.96	4,288.80	8,267.16
009	9914 Uniform School Supplies: Jane Chance	11,702.69	0.00	0.00	0.00	0.00	11,702.69	3,828.75	7,873.94
009	9915 Uniform School Supplies: Middle School	34,740.17	70.00	70.00	1,417.50	1,417.50	33,392.67	49,465.41	16,072.74-
018	9831 Principal's Fund: Bauer	3,195.14	0.00	0.00	162.68	162.68	3,032.46	2,029.49	1,002.97
018	9832 Principal's Fund: Bear	13,267.51	0.00	0.00	0.00	0.00	13,267.51	400.00	12,867.51
018	9833 Principal's Fund: Kinder	1,292.54	0.00	0.00	0.00	0.00	1,292.54	1,003.00	289.54
018	9834 Principal's Fund: Mark Twain	29,654.43	0.00	0.00	0.00	0.00	29,654.43	1,395.11	28,259.32
018	9835 Principal's Fund: Mound	19,325.21	0.00	0.00	20.00	20.00	19,305.21	0.00	19,305.21
018	9838 Principal's Fund: MHS	40,563.71	66.13	66.13	150.00	150.00	40,479.84	16,699.80	23,780.04
018	9839 Principal's Fund: Medlar View	37,938.11	0.00	0.00	220.76	220.76	37,717.35	9,145.88	28,571.47
018	9840 Principal's Fund: Maddux-Lang Primary	2,898.91	0.00	0.00	0.00	0.00	2,898.91	0.00	2,898.91
018	9841 Principal's Fund: Jane Chance	7,466.19	0.00	0.00	0.00	0.00	7,466.19	0.00	7,466.19
018	9842 Principal's Fund: Middle School	26,160.46	15.43	15.43	0.00	0.00	26,175.89	4,492.12	21,683.77
019	9005 Special Olympics	4,974.46	1,134.40	1,134.40	362.50	362.50	5,746.36	0.00	5,746.36
019	9097 DISCOVER GIVEAWAY - MARK TWAIN	7,803.00	0.00	0.00	0.00	0.00	7,803.00	0.00	7,803.00
019	9416 LPDC Tuition Payments	4,213.85	0.00	0.00	0.00	0.00	4,213.85	0.00	4,213.85

Date: 08/01/2012
 Time: 9:33 am

MIAMISBURG CITY SD
 Financial Report by Fund/SCC
 fy 2012-13

Page: 4
 (FINSUM)

Fund #	Fund Description	FYTD Receipts	MTD Expenditures	FYTD Expenditures	Current Fund Balance	Current Encumbrances	Unencumbered Fund Balance	Bank Code
Begin	Balance	Receipts	Expenditures	Expenditures	Balance	Encumbrances	Balance	Code
019 9798	MENTORING PROGRAM	1,035.02	0.00	0.00	1,035.02	0.00	1,035.02	
019 9899	DONATION - EXERCISE SCIENCE	2,000.00	0.00	0.00	2,000.00	0.00	2,000.00	
019 9905	Science Grant: Bauer	1,441.60	0.00	0.00	1,441.60	0.00	1,441.60	
019 9907	PROJECT 40 GRANT	733.54	0.00	0.00	733.54	0.00	733.54	
019 9910	COMMUNITY OUTREACH	1,507.87	0.00	190.24	1,317.63	332.35	985.28	
019 9912	FY11 CHAMBER OF COMMERCE GRANT - BAUER	500.00	0.00	0.00	500.00	0.00	500.00	
019 9915	FY12 MINI GRANTS	1,099.66	0.00	0.00	1,099.66	1,000.00	99.66	
031 0000	UNDERGROUND STORAGE TANK	11,000.00	0.00	0.00	11,000.00	0.00	11,000.00	
035 0000	Termination Benefits Fund	365,368.32	0.00	56,309.53	309,058.79	0.00	309,058.79	
070 9906	Capital Projects Fund	176,755.39	0.00	0.00	176,755.39	0.00	176,755.39	
200 9800	Class of 2000	682.05	0.00	0.00	682.05	0.00	682.05	
200 9812	Class of 2012	3,220.84	0.00	0.00	3,220.84	4,889.25	1,668.41-	
200 9813	Class of 2013	1,431.00	0.00	0.00	1,431.00	0.00	1,431.00	
200 9814	CLASS OF 2014	780.03	0.00	0.00	780.03	0.00	780.03	
200 9815	CLASS OF 2015	450.00	0.00	0.00	450.00	0.00	450.00	
200 9841	VIKING PRIDE	2,686.53	0.00	0.00	2,686.53	0.00	2,686.53	

MIAMISBURG CITY SD
 Financial Report by Fund/SCC
 fy 2012-13

Fund #	Fund Description	FYTD Receipts	MTD Expenditures	FYTD Expenditures	Current Fund Balance	Current Encumbrances	Unencumbered Fund Balance	Bank Code
200 9842	EARTH CLUB	1,526.57	0.00	0.00	1,526.57	0.00	1,526.57	
200 9843	JUNIOR STATESMEN OF AMERICA CLUB - H.S.	749.01	0.00	0.00	749.01	0.00	749.01	
200 9844	BOWLING CLUB - HS	319.33	0.00	0.00	319.33	0.00	319.33	
200 9845	Destination Imagination	694.00	3,203.50	5,100.00	1,202.50-	0.00	1,202.50-	
200 9846	8th Grade Class Trip	4,379.83	0.00	0.00	4,379.83	0.00	4,379.83	
200 9847	Yearbook: Middle School	8,726.06	0.00	5,565.85	3,160.21	0.00	3,160.21	
200 9849	Outdoor Club: Middle School	3,850.47	0.00	0.00	3,850.47	700.00	3,150.47	
200 9853	Student Council - Middle School	3,547.63	0.00	0.00	3,547.63	0.00	3,547.63	
200 9857	MUSE Machine: Middle School	1,220.46	0.00	0.00	1,220.46	0.00	1,220.46	
200 9860	SCIENCE CLUB - H.S.	14,709.19	0.00	0.00	14,709.19	0.00	14,709.19	
200 9864	VIKING SHOP BOOKSTORE - H.S.	11,059.41	0.00	0.00	11,059.41	0.00	11,059.41	
200 9865	DECA SALES CLUB - H.S.	1,405.37	0.00	0.00	1,405.37	0.00	1,405.37	
200 9866	HOME EC: H.S.	499.24	0.00	0.00	499.24	0.00	499.24	
200 9867	FUTURE MEDICAL CAREERS - H.S.	342.44	0.00	0.00	342.44	0.00	342.44	
200 9870	STUDENT GOVERNMENT: HIGH SCHOOL	12,028.86	0.00	0.00	12,028.86	500.00	11,528.86	
200 9872	MIRUS YEARBOOK - H.S.	3,167.52	0.00	0.00	3,167.52	2,500.00	667.52	

Date: 08/01/2012
 Time: 9:33 am

MIAMISBURG CITY SD
 Financial Report by Fund/SCC
 fy 2012-13

Page: 6
 (FINSUM)

Fund #	Fund Description	FYTD Receipts	MTD Expenditures	FYTD Expenditures	Current Fund Balance	Current Encumbrances	Unencumbered Fund Balance	Bank Code
Begin	Balance	MTD Receipts						
200 9873	HONOR SOCIETY - H.S. 869.98	0.00	0.00	0.00	869.98	85.00	784.98	
200 9874	MUSICAL - H.S. 1,156.20	0.00	0.00	0.00	1,156.20	0.00	1,156.20	
200 9876	BLUE & WHITE NEWSPAPER 129.41	0.00	0.00	0.00	129.41	0.00	129.41	
200 9878	COMPUTER CLUB: H.S. 4,611.89	0.00	0.00	0.00	4,611.89	0.00	4,611.89	
200 9879	VIDEO CLUB: H.S. 12,290.72	0.00	0.00	0.00	12,290.72	0.00	12,290.72	
200 9880	MUSE MACHINE 816.00	0.00	0.00	0.00	816.00	0.00	816.00	
200 9882	DIVERSITY FORUM CLUB - HS 159.57	0.00	0.00	0.00	159.57	0.00	159.57	
200 9883	HOLE-IN-ONE CLUB - HS 250.13	0.00	0.00	0.00	250.13	1,175.00	924.87-	
200 9885	DISCOVERY CLUB (S.S.) - H.S. 363.64	0.00	0.00	0.00	363.64	0.00	363.64	
200 9887	MIAMISBURG BASKETBALL INTRAMURAL LEAGUE 800.00	0.00	0.00	0.00	800.00	0.00	800.00	
200 9895	SKI CLUB - HS 3,668.97	0.00	0.00	0.00	3,668.97	0.00	3,668.97	
200 9906	S.C.R.E.A.M: High School 148.16	0.00	0.00	0.00	148.16	0.00	148.16	
200 9907	MHS: S.A.D.D. 1,322.06	0.00	0.00	0.00	1,322.06	0.00	1,322.06	
200 9908	PRIDE: MIDDLE SCHOOL 141.00	0.00	0.00	0.00	141.00	0.00	141.00	
200 9909	CHALLENGERS - gifted 1,902.80	0.00	0.00	0.00	1,902.80	0.00	1,902.80	
200 9910	H.S. INTERNATIONAL CLUB 134.16	0.00	0.00	0.00	134.16	0.00	134.16	

MIAMISBURG CITY SD
 Financial Report by Fund/SCC
 fy 2012-13

Fund #	Fund Description	FYTD Receipts	MTD Expenditures	FYTD Expenditures	Current Fund Balance	Current Encumbrances	Unencumbered Fund Balance	Bank Code
Begin	Balance	MTD Receipts						
200 9913	ART CLUB: H.S. 552.42	0.00	0.00	0.00	552.42	0.00	552.42	
200 9916	Student Council: Mound 159.17	0.00	0.00	0.00	159.17	0.00	159.17	
300 0000	ATHLETIC FUND - H.S. 208,707.63	0.00	942.59	942.59	207,765.04	46,073.50	161,691.54	
401 9012	FY12 Auxiliary: Dayton Christian 190,259.79	0.00	81,540.13	81,540.13	108,719.66	93,309.80	15,409.86	
401 9013	FY13 Auxiliary: Dayton Christian 0.00	11.10	3,488.49	3,488.49	3,477.39-	0.00	3,477.39-	
401 9112	FY12 AUXILIARY: CREATIVE WORLD OF MONTESSORI 12,411.18	0.00	496.30	496.30	11,914.88	11,560.82	354.06	
401 9113	FY13 AUXILIARY: CREATIVE WORLD OF MONTESSORI 0.00	0.72	0.00	0.00	0.72	0.00	0.72	
401 9912	FY12 Auxiliary: Bishop Leibold 95,625.21	0.00	63,147.15	63,147.15	32,478.06	588.16	31,889.90	
401 9913	FY13 Auxiliary: Bishop Leibold 0.00	5.58	0.00	0.00	5.58	0.00	5.58	
432 9911	FY11 EMIS 25,175.70	0.00	5,674.00	5,674.00	19,501.70	11,348.00	8,153.70	
432 9912	FY12 EMIS 7,247.02	0.00	167.84-	167.84-	7,414.86	0.00	7,414.86	
432 9913	FY13 EMIS 0.00	0.00	6,009.11	6,009.11	6,009.11-	46,000.00	52,009.11-	
463 9912	FY12 Alternative Education 1,687.70	704.30	2,384.65	2,384.65	7.35	0.00	7.35	
463 9913	FY13 Alternative Education 0.00	0.00	0.00	0.00	0.00	9,493.00	9,493.00-	
499 9012	FY12 SCHOOL PSYCHOLOGY INTERN 186.08	0.00	2,106.96	2,106.96	1,920.88-	0.00	1,920.88-	
499 9333	MIAMISBURG SECONDARY ACADEMY 36,194.58	0.00	21,745.99	21,745.99	14,448.59	0.00	14,448.59	

MIAMISBURG CITY SD
 Financial Report by Fund/SCC
 fy 2012-13

Fund #	Fund Description	FYTD Receipts	MTD Expenditures	FYTD Expenditures	Current Fund Balance	Current Encumbrances	Unencumbered Fund Balance	Bank Code	
504	9912 EDUCATION JOBS FUND -- FY 2011-12	4,326.74	50,000.00	50,000.00	47,838.97	47,838.97	6,487.77	0.00	6,487.77
506	9912 RTTT -- FY 2011-12	4,381.35	12,118.65	12,118.65	15,821.35	15,821.35	678.65	554.27	124.38
506	9913 RTTT -- FY 2012-13	0.00	0.00	0.00	3,174.67	3,174.67	3,174.67-	9,965.70	13,140.37-
516	9912 FY12 Title VI-B IDEA	26,509.07	80,000.00	80,000.00	121,976.94	121,976.94	15,467.87-	14,662.78	30,130.65-
516	9913 FY13 Title VI-B IDEA	0.00	0.00	0.00	502.21	502.21	502.21-	0.00	502.21-
533	9912 FY12 Title II-D Technology	191.85	2,158.15	2,158.15	2,500.00	2,500.00	150.00-	0.00	150.00-
551	9912 FY12 Title III Immigrant	892.61	0.00	0.00	166.00	166.00	726.61	0.00	726.61
572	9910 FY10 Title I Schoolwide	704.90	0.00	0.00	0.00	0.00	704.90	0.00	704.90
572	9912 FY12 Title I Schoolwide	10,875.60	75,000.00	75,000.00	66,568.91	66,568.91	19,306.69	0.00	19,306.69
572	9913 FY12 Title I Schoolwide	0.00	0.00	0.00	0.00	0.00	0.00	19,915.37	19,915.37-
587	9912 FY12 Early Childhood Special Education IDEA	104.75	1,900.00	1,900.00	1,913.05	1,913.05	91.70	0.00	91.70
590	9912 FY12 Title II-A Improving Teacher Quality	862.09	10,000.00	10,000.00	10,918.92	10,918.92	56.83-	0.00	56.83-
GRAND TOTALS:		47,426,356.86	16,884,699.65	16,884,699.65	23,853,339.76	23,853,339.76	40,457,716.75	10,820,877.49	29,636,839.26