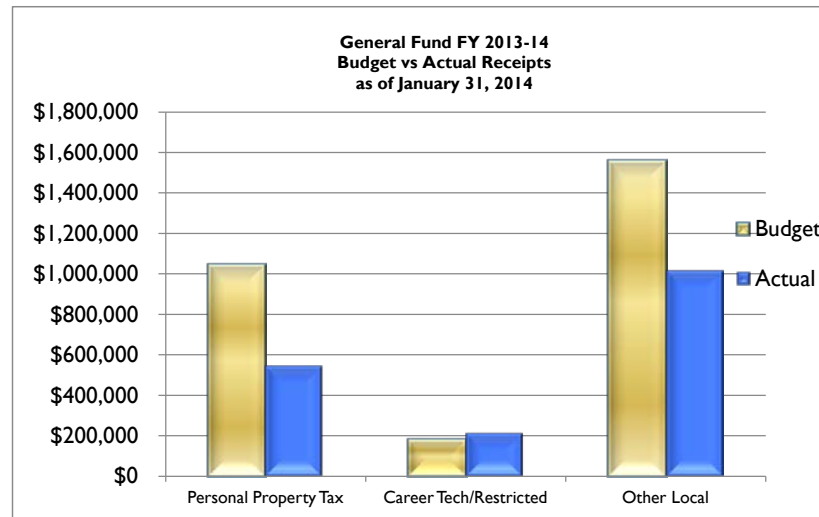
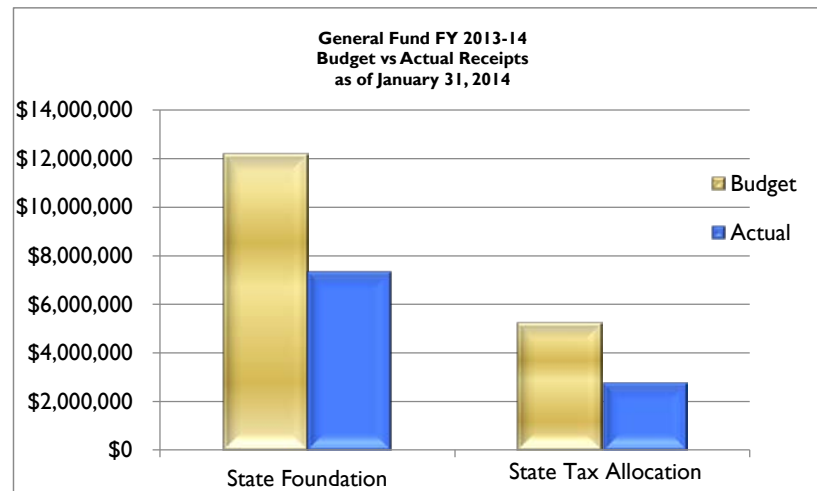
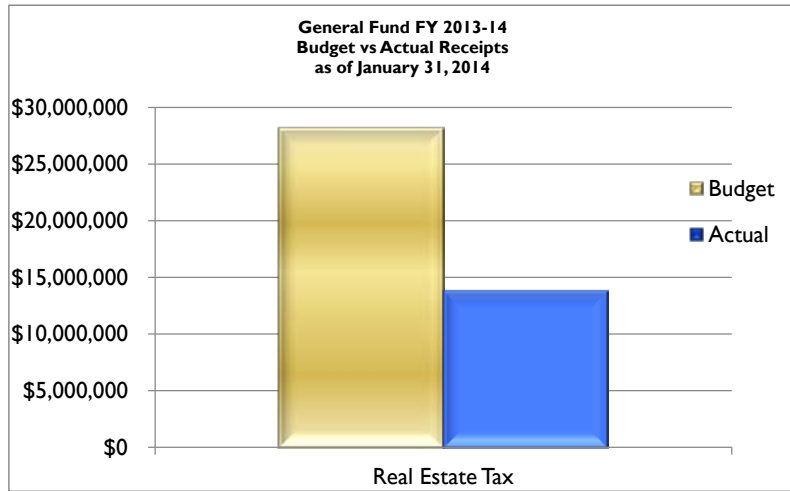


January 2014

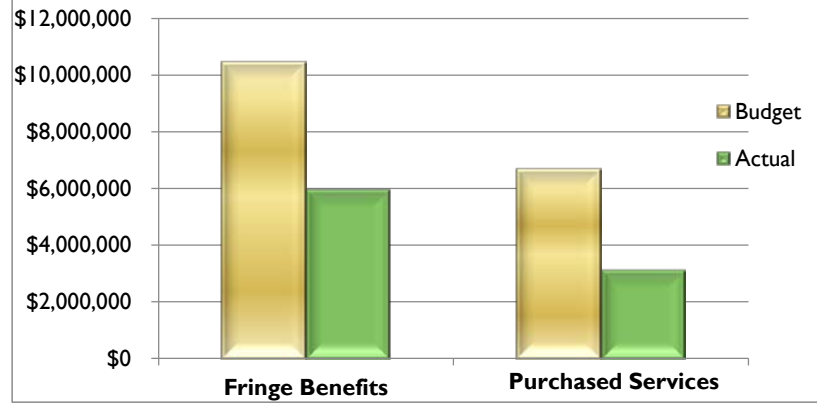




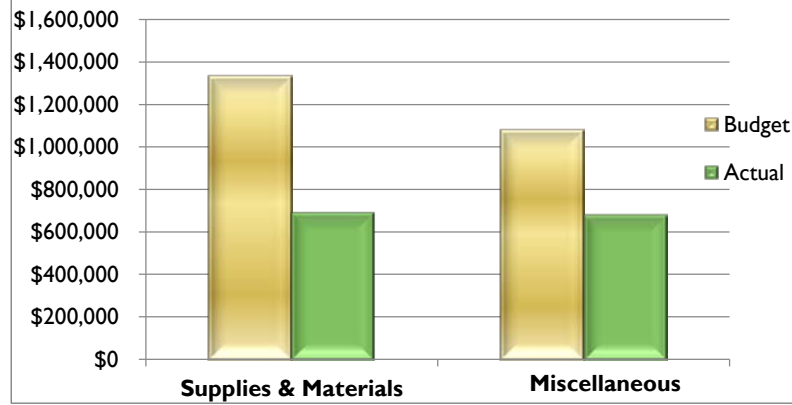
General Fund FY 2013-14
Budget vs Actual Expenditures
as of January 31, 2014



General Fund FY 2013-14
Budget vs Actual Expenditures
as of January 31, 2014



General Fund FY 2013-14
Budget vs Actual Expenditures
as of January 31, 2014



Miamisburg City School District
Bank Reconciliation
January 31, 2014

Balance Per Bank Statements

Farmers & Merchants	4,050,701.79
Fifth Third Checking	3,072,109.36
Baird/US Bank	10,164,245.47
Baird 2008 Bond	-
Fifth Third Securities 2008 Bond	-
Star Ohio 2008 Bond	1,425.98
Star Ohio	3,451.03
Bond Retirement Borrowing	-
Total Bank Balance	17,291,933.63
Change Fund	4,925.00
Petty Cash	400.00
	17,297,258.63

Less:	
Outstanding Checks - A/P	(642,063.31)
Outstanding Payroll Checks	(175,977.51)

Adjusted Bank Balance	16,479,217.81
------------------------------	----------------------

Fund Balances

Fund Balances as of January 31, 2014	16,464,174.36
Less:	
Bank Service charge	(1,321.05)
NSF checks	-
V Card Transfer	-
Flex bank fee	(1,000.00)
Add:	
H.S.A. not withdrawn	200.00
Interest not posted	-
Outstanding Deposits	17,164.50

Adjusted Fund Balances	16,479,217.81
-------------------------------	----------------------

Variance Between Fund and Book	0.00
---------------------------------------	-------------

-- Options Summary --

Summary or Detail Report? (S,D) S
Output file: FINSUMM1.PDF
Type: CSV
Print options page? (Y,N) Y
Report heading: fy 2013-14
Generate FINDET report for comparison? (Y,N) N
Sort options: FD
Subtotal options: FD
Include future encumbrance amounts? (Y,N) N
Include accounts with zero amounts? (Y,N) N
Include accounts which are no longer active? (Y,N,I) Y

BAT_FINSUM executed by MBADMIN on node MDECA5:: at 3-FEB-2014 11:54:44.08

MIAMISBURG CITY SD
 Financial Report by Fund
 fy 2013-14

Begin Balance	MTD Receipts	FYTD Receipts	MTD Expenditures	FYTD Expenditures	Current Fund Balance	Current Encumbrances	Unencumbered Fund Balance
TOTAL FOR Fund 001 - GENERAL:							
7,994,766.41	1,355,640.99	26,015,981.96	3,883,721.07	27,428,649.55	6,582,098.82	2,007,848.53	4,574,250.29
TOTAL FOR Fund 002 - BOND RETIREMENT:							
3,080,109.71	34,686.96	2,407,169.13	0.00	3,429,408.84	2,057,870.00	1,736,165.60	321,704.40
TOTAL FOR Fund 003 - PERMANENT IMPROVEMENT:							
6,743,802.40	19,146.21	1,562,154.12	149,275.85	3,335,063.86	4,970,892.66	812,317.69	4,158,574.97
TOTAL FOR Fund 004 - BUILDING:							
15,132.14	0.00	0.00	0.00	0.00	15,132.14	0.00	15,132.14
TOTAL FOR Fund 005 - REPLACEMENT:							
25,156.69	0.00	0.00	0.00	0.00	25,156.69	0.00	25,156.69
TOTAL FOR Fund 006 - FOOD SERVICE:							
1,466,740.77	181,583.03	907,424.22	163,890.45	1,244,326.48	1,129,838.51	564,888.74	564,949.77
TOTAL FOR Fund 007 - SPECIAL TRUST:							
90,686.86	560.85	20,443.73	837.17	7,451.34	103,679.25	900.00	102,779.25
TOTAL FOR Fund 008 - ENDOWMENT:							
6,499.69	0.00	0.00	0.00	0.00	6,499.69	0.00	6,499.69
TOTAL FOR Fund 009 - UNIFORM SCHOOL SUPPLIES:							
134,010.05	5,015.99	146,834.93	10,149.23	190,509.83	90,335.15	17,812.84	72,522.31
TOTAL FOR Fund 018 - PUBLIC SCHOOL SUPPORT:							
182,766.37	5,499.87	42,471.47	5,455.64	53,614.42	171,623.42	19,530.30	152,093.12
TOTAL FOR Fund 019 - OTHER GRANT:							
78,496.41	3,168.38	22,904.28	4,341.78	21,923.45	79,477.24	3,921.38	75,555.86
TOTAL FOR Fund 031 - UNDERGROUND STORAGE TANK FUND							
9,400.00	0.00	0.00	0.00	0.00	9,400.00	0.00	9,400.00
TOTAL FOR Fund 035 - TERMINATION BENEFITS - HB426:							
432,129.46	0.00	300,000.00	0.00	205,063.29	527,066.17	1,024.06	526,042.11
TOTAL FOR Fund 070 - CAPITAL PROJECTS:							
176,755.39	0.00	0.00	0.00	0.00	176,755.39	0.00	176,755.39
TOTAL FOR Fund 200 - STUDENT MANAGED ACTIVITY:							
130,844.39	27,278.45	145,744.39	33,492.68	109,372.95	167,215.83	19,299.11	147,916.72
TOTAL FOR Fund 300 - DISTRICT MANAGED ACTIVITY:							
215,311.03	32,163.91	150,251.61	17,356.34	121,960.79	243,601.85	26,168.97	217,432.88

MIAMISBURG CITY SD
 Financial Report by Fund
 fy 2013-14

Begin Balance	MTD Receipts	FYTD Receipts	MTD Expenditures	FYTD Expenditures	Current Fund Balance	Current Encumbrances	Unencumbered Fund Balance
TOTAL FOR Fund 401 - AUXILIARY SERVICES: 289,935.07	2.98	458,314.26	65,921.83	634,831.52	113,417.81	71,663.69	41,754.12
TOTAL FOR Fund 432 - MANAGEMENT INFORMATION SYSTEM 42,826.18	0.00	170,000.00	11,815.02	115,557.99	97,268.19	11,663.28	85,604.91
TOTAL FOR Fund 451 - DATA COMMUNICATION FUND: 0.00	0.00	9,000.00	0.00	18,000.00	9,000.00-	0.00	9,000.00-
TOTAL FOR Fund 463 - ALTERNATIVE SCHOOLS: 385.78	2,500.00	12,628.74	4,461.76	14,400.74	1,386.22-	6,460.02	7,846.24-
TOTAL FOR Fund 499 - MISCELLANEOUS STATE GRANT FUN 25,992.77	0.00	98,603.14	27,525.85	208,019.19	83,423.28-	2,271.19	85,694.47-
TOTAL FOR Fund 506 - RACE TO THE TOP: 5,550.40	0.00	86,040.00	1,966.81	90,961.45	628.95	3,244.22	2,615.27-
TOTAL FOR Fund 516 - IDEA PART B GRANTS: 21,819.40	75,000.00	551,891.93	88,956.70	581,701.09	7,989.76-	45,440.02	53,429.78-
TOTAL FOR Fund 551 - LIMITED ENGLISH PROFICIENCY: 472.60	1,400.00	14,541.03	1,396.89	15,010.13	3.50	100.44	96.94-
TOTAL FOR Fund 572 - TITLE I DISADVANTAGED CHILDRE 16,391.92	75,000.00	634,516.63	77,198.00	652,394.21	1,485.66-	11,264.47	12,750.13-
TOTAL FOR Fund 587 - IDEA PRESCHOOL-HANDICAPPED: 182.08	1,963.32	13,187.15	1,938.32	13,357.55	11.68	120.58	108.90-
TOTAL FOR Fund 590 - IMPROVING TEACHER QUALITY: 821.79	11,130.38	75,803.95	11,413.66	77,139.40	513.66-	601.59	1,115.25-
GRAND TOTALS: 21,186,985.76	1,831,741.32	33,845,906.67	4,561,115.05	38,568,718.07	16,464,174.36	5,362,706.72	11,101,467.64

-- Options Summary --

Summary or Detail Report? (S,D) D
Output file: FINSUMM.PDF
Type: CSV
Print options page? (Y,N) Y
Report heading: fy 2013-14
Generate FINDET report for comparison? (Y,N) N
Sort options: FS
Include future encumbrance amounts? (Y,N) N
Include accounts with zero amounts? (Y,N) N
Include accounts which are no longer active? (Y,N,I) Y

BAT_FINSUM executed by MBADMIN on node MDECA5:: at 3-FEB-2014 11:53:55.93

MIAMISBURG CITY SD
 Financial Report by Fund/SCC
 fy 2013-14

Fund #	Fund Description	FYTD Receipts	MTD Expenditures	FYTD Expenditures	Current Fund Balance	Current Encumbrances	Unencumbered Fund Balance	Bank Code	
001 0000	General Fund	7,994,766.41	1,355,640.99	26,015,981.96	3,883,721.07	27,428,649.55	6,582,098.82	2,007,848.53	4,574,250.29
002 9080	Bond Retirement: 2008 Issue	2,018,819.45	30,675.12	2,093,295.91	0.00	2,897,818.98	1,214,296.38	1,628,609.37	414,312.99-
002 9097	Bond Retirement: 1997 Issue	1,061,290.26	4,011.84	313,873.22	0.00	531,589.86	843,573.62	107,556.23	736,017.39
003 9080	Construction Interest: 2008 Issue	841,361.54	10.77	69.56	33.99	48,405.49	793,025.61	19,461.01	773,564.60
003 9090	Perm Improvement: Montgomery County TID	316,105.42	0.00	0.00	0.00	0.00	316,105.42	0.00	316,105.42
003 9091	Perm Improvement: 1991 Levy	2,249,662.35	9,156.85	797,486.48	68,041.48	1,087,903.83	1,959,245.00	138,289.60	1,820,955.40
003 9093	Perm Improvement: 1993 Levy	3,336,673.09	9,978.59	764,598.08	81,200.38	2,198,754.54	1,902,516.63	654,567.08	1,247,949.55
004 9097	BUILDING FUND	15,132.14	0.00	0.00	0.00	0.00	15,132.14	0.00	15,132.14
005 0000	Insurance Replacement	25,156.69	0.00	0.00	0.00	0.00	25,156.69	0.00	25,156.69
006 0000	LUNCHROOM	1,466,740.77	181,583.03	907,424.22	163,890.45	1,244,326.48	1,129,838.51	564,888.74	564,949.77
007 9810	Staff Trust Fund: Transportation	4,368.02	146.72	388.40	26.97	518.83	4,237.59	0.00	4,237.59
007 9811	Staff Trust Fund: Maintenance	10.00	0.00	0.00	0.00	10.00	0.00	0.00	0.00
007 9814	Staff Flower Fund: Middle School	7,136.62	0.00	597.38	361.09	1,421.13	6,312.87	0.00	6,312.87
007 9815	Staff Flower Fund: Mound	642.06	47.63	149.97	147.66	423.47	368.56	0.00	368.56
007 9818	TEACHERS LOUNGE - H.S.	2,212.80	43.42	652.36	0.00	1,834.77	1,030.39	650.00	380.39
007 9820	CENTRAL OFFICE - COKE SALES	3,484.69	0.00	23.66	49.64	1,066.35	2,442.00	0.00	2,442.00

Fund #	Fund Description	FYTD Receipts	MTD Expenditures	FYTD Expenditures	Current Fund Balance	Current Encumbrances	Unencumbered Fund Balance	Bank Code
Begin	Balance	Receipts	Expenditures	Expenditures	Balance	Encumbrances	Balance	Code
007 9823	Coke Sponsorship Fund							
	65,432.73	0.00	17,028.26	0.00	0.00	82,460.99	0.00	82,460.99
007 9824	Media One Grant							
	500.00	0.00	0.00	0.00	500.00	0.00	0.00	0.00
007 9825	Staff Flower Fund: Kinder							
	477.80	77.09	214.92	0.00	0.00	692.72	0.00	692.72
007 9826	Staff Flower Fund: Bauer							
	121.87	20.44	51.27	63.73	63.73	109.41	0.00	109.41
007 9827	Staff Flower Fund: Mark Twain							
	2,085.86	129.19	774.35	120.00	915.98	1,944.23	250.00	1,694.23
007 9828	Staff Flower Fund: Bear							
	1,623.86	0.00	100.49	40.63	91.63	1,632.72	0.00	1,632.72
007 9829	Staff Flower Fund: Medlar View							
	1,618.60	33.65	166.44	0.00	444.14	1,340.90	0.00	1,340.90
007 9830	Staff Flower Fund: Jane Chance							
	971.95	62.71	296.23	27.45	161.31	1,106.87	0.00	1,106.87
008 9008	MIAMISBURG SCHOOL FOUNDATION							
	6,499.69	0.00	0.00	0.00	0.00	6,499.69	0.00	6,499.69
009 9901	Uniform School Supplies: Bauer							
	7,821.34	105.00	9,360.00	0.00	7,517.21	9,664.13	0.00	9,664.13
009 9902	Uniform School Supplies: Bear							
	10,101.35	30.00	4,875.00	0.00	4,987.70	9,988.65	1,338.85	8,649.80
009 9903	Uniform School Supplies: Kinder							
	20,817.75	90.00	6,600.00	0.00	10,450.45	16,967.30	0.00	16,967.30
009 9904	Uniform School Supplies: Mark Twain							
	18,270.00	75.00	6,245.00	0.00	10,226.36	14,288.64	0.00	14,288.64
009 9905	Uniform School Supplies: Mound							
	6,796.72	45.00	7,850.00	0.00	8,602.17	6,044.55	0.00	6,044.55
009 9908	Uniform School Supplies: MHS							
	21,290.24	3,920.49	63,770.98	6,824.23	78,850.79	6,210.43	15,583.80	9,373.37-
009 9911	Uniform School Supplies: Medlar View							
	16,142.12	0.00	8,985.00	3,325.00	13,693.79	11,433.33	0.00	11,433.33

MIAMISBURG CITY SD
 Financial Report by Fund/SCC
 fy 2013-14

Fund #	Fund Description	FYTD Receipts	MTD Expenditures	FYTD Expenditures	Current Fund Balance	Current Encumbrances	Unencumbered Fund Balance	Bank Code	
009	9914 Uniform School Supplies: Jane Chance	11,277.74	135.00	9,390.00	0.00	9,614.76	11,052.98	890.19	10,162.79
009	9915 Uniform School Supplies: Middle School	21,492.79	615.50	29,758.95	0.00	46,566.60	4,685.14	0.00	4,685.14
018	9831 Principal's Fund: Bauer	2,578.94	0.00	1,284.05	29.18	563.78	3,299.21	695.00	2,604.21
018	9832 Principal's Fund: Bear	13,952.20	21.00	594.65	42.73	1,227.64	13,319.21	400.00	12,919.21
018	9833 Principal's Fund: Kinder	1,915.81	0.00	974.16	271.05	633.24	2,256.73	25.00	2,231.73
018	9834 Principal's Fund: Mark Twain	29,385.31	743.22	2,131.14	100.00	5,477.93	26,038.52	150.00	25,888.52
018	9835 Principal's Fund: Mound	22,525.07	1,757.17	3,355.50	144.35	3,171.99	22,708.58	195.00	22,513.58
018	9838 Principal's Fund: MHS	40,343.55	1,628.34	13,693.96	2,443.47	19,578.88	34,458.63	14,970.00	19,488.63
018	9839 Principal's Fund: Medlar View	41,629.56	970.05	2,486.74	1,409.51	10,843.13	33,273.17	770.00	32,503.17
018	9840 Principal's Fund: Maddux-Lang Primary	2,440.74	0.00	0.00	0.00	347.04	2,093.70	0.00	2,093.70
018	9841 Principal's Fund: Jane Chance	2,755.95	188.36	3,422.43	205.00	3,323.19	2,855.19	165.30	2,689.89
018	9842 Principal's Fund: Middle School	25,239.24	191.73	14,528.84	810.35	8,447.60	31,320.48	2,160.00	29,160.48
019	9005 Special Olympics	5,177.14	0.00	208.00	0.00	57.00	5,328.14	140.00	5,188.14
019	9006 Thanks a Million Giveaway	50,000.00	0.00	0.00	0.00	0.00	50,000.00	0.00	50,000.00
019	9097 DISCOVER GIVEAWAY - MARK TWAIN	7,803.00	0.00	0.00	0.00	0.00	7,803.00	0.00	7,803.00
019	9099 DON CULP MINI GRANT (MEDLAR)	0.00	0.00	2,000.00	0.00	224.52	1,775.48	412.46	1,363.02

MIAMISBURG CITY SD
 Financial Report by Fund/SCC
 fy 2013-14

Fund #	Fund Description	FYTD Receipts	MTD Expenditures	FYTD Expenditures	Current Fund Balance	Current Encumbrances	Unencumbered Fund Balance	Bank Code
Begin Balance	MTD Receipts							
019 9416	LPDC Tuition Payments	4,973.85	0.00	1,185.00	4,928.85	0.00	4,928.85	
019 9798	MENTORING PROGRAM	1,126.65	0.00	166.94	959.71	500.00	459.71	
019 9899	DONATION - EXERCISE SCIENCE	2,000.00	0.00	1,472.36	867.64	0.00	867.64	
019 9904	SCIENCE LITERACY GRANT - DAYTON FOUNDATION	1,000.00	0.00	941.72	58.28	0.00	58.28	
019 9905	Science Grant: Bauer	1,241.60	0.00	0.00	1,241.60	0.00	1,241.60	
019 9906	KINDERGARTEN READINESS COALITION GRANT	0.00	2,318.38	2,318.38	0.00	200.00	200.00-	
019 9907	PROJECT 40 GRANT	952.83	0.00	175.48	777.35	0.00	777.35	
019 9910	COMMUNITY OUTREACH	3,553.97	850.00	9,538.15	3,060.82	1,032.20	2,028.62	
019 9912	FY11 CHAMBER OF COMMERCE GRANT - BAUER	500.00	0.00	500.00	0.00	0.00	0.00	
019 9915	FY12 MINI GRANTS	99.66	0.00	0.00	0.00	0.00	0.00	
019 9916	FY13 MINI GRANTS	42.44	0.00	0.00	0.00	0.00	0.00	
019 9917	MHS Parent Association	25.27	0.00	0.00	25.27	0.00	25.27	
019 9918	FY14 MINI GRANTS	0.00	0.00	5,343.90	2,651.10	1,636.72	1,014.38	
031 0000	UNDERGROUND STORAGE TANK	9,400.00	0.00	0.00	9,400.00	0.00	9,400.00	
035 0000	Termination Benefits Fund	432,129.46	0.00	205,063.29	527,066.17	1,024.06	526,042.11	
070 9906	Capital Projects Fund	176,755.39	0.00	0.00	176,755.39	0.00	176,755.39	

MIAMISBURG CITY SD
 Financial Report by Fund/SCC
 fy 2013-14

Fund #	Fund Description	FYTD Receipts	MTD Expenditures	FYTD Expenditures	Current Fund Balance	Current Encumbrances	Unencumbered Fund Balance	Bank Code
200 9800	Class of 2000 682.05	0.00	0.00	0.00	682.05	0.00	682.05	
200 9812	Class of 2012 2.00	0.00	0.00	2.00	0.00	0.00	0.00	
200 9813	Class of 2013 6,262.62	0.00	0.00	6,165.70	96.92	0.00	96.92	
200 9814	CLASS OF 2014 1,056.35	32.00	0.00	0.00	1,238.35	2,500.00	1,261.65-	
200 9815	CLASS OF 2015 887.00	24.00	0.00	0.00	1,129.00	0.00	1,129.00	
200 9816	CLASS OF 2016 367.30	20.00	0.00	0.00	645.30	0.00	645.30	
200 9817	CLASS OF 2017 0.00	14.00	0.00	8.45	313.05	0.00	313.05	
200 9841	VIKING PRIDE 2,686.53	0.00	0.00	260.00	2,426.53	0.00	2,426.53	
200 9842	EARTH CLUB 1,620.21	0.00	0.00	0.00	1,620.21	0.00	1,620.21	
200 9843	JUNIOR STATESMEN OF AMERICA CLUB - H.S. 201.33	1,725.40	0.00	1,510.00	2,379.03	2,500.00	120.97-	
200 9844	BOWLING CLUB - HS 570.68	312.00	0.00	730.00	1,032.68	820.00	212.68	
200 9845	Destination Imagination 5,093.25	1,085.00	60.00	492.03	7,686.22	720.00	6,966.22	
200 9846	8th Grade Class Trip 4,827.96	750.00	12,000.00	33,800.00	35,759.46	900.00	34,859.46	
200 9847	Yearbook: Middle School 11,574.71	1,980.00	0.00	7,647.11	8,557.60	0.00	8,557.60	
200 9849	Outdoor Club: Middle School 4,063.07	1,360.00	1,517.53	1,859.88	5,033.19	0.00	5,033.19	
200 9853	Student Council - Middle School 4,342.66	1,196.00	252.67	2,165.49	3,619.17	0.00	3,619.17	

MIAMISBURG CITY SD
 Financial Report by Fund/SCC
 fy 2013-14

Fund #	Fund Description	FYTD Receipts	MTD Expenditures	FYTD Expenditures	Current Fund Balance	Current Encumbrances	Unencumbered Fund Balance	Bank Code	
Begin	Balance	MTD Receipts							
200 9857	MUSE Machine: Middle School	1,830.27	785.00	5,457.00	0.00	2,107.87	5,179.40	2,359.00	2,820.40
200 9860	SCIENCE CLUB - H.S.	13,317.72	16,560.25	23,224.11	13,508.00	20,253.80	16,288.03	1,892.00	14,396.03
200 9864	VIKING SHOP BOOKSTORE - H.S.	11,127.76	130.50	1,366.82	0.00	2,111.00	10,383.58	0.00	10,383.58
200 9865	DECA SALES CLUB - H.S.	1,115.65	0.00	0.00	0.00	274.98	840.67	0.00	840.67
200 9866	HOME EC: H.S.	412.16	0.00	0.00	57.33	57.33	354.83	0.00	354.83
200 9867	FUTURE MEDICAL CAREERS - H.S.	245.76	0.00	13.20	0.00	0.00	258.96	0.00	258.96
200 9870	STUDENT GOVERNMENT: HIGH SCHOOL	13,622.13	0.00	9,893.00	461.57	7,925.52	15,589.61	1,450.00	14,139.61
200 9872	MIRUS YEARBOOK - H.S.	7,857.41	0.00	2,925.00	0.00	3,940.71	6,841.70	0.00	6,841.70
200 9873	HONOR SOCIETY - H.S.	745.11	264.30	2,747.56	472.64	2,118.55	1,374.12	0.00	1,374.12
200 9874	MUSICAL - H.S.	1,156.20	0.00	915.00	0.00	69.54	2,001.66	0.00	2,001.66
200 9876	BLUE & WHITE NEWSPAPER	874.41	0.00	0.00	0.00	269.00	605.41	0.00	605.41
200 9878	COMPUTER CLUB: H.S.	4,823.86	650.00	4,290.00	184.55	1,519.94	7,593.92	4,284.00	3,309.92
200 9879	VIDEO CLUB: H.S.	12,080.70	140.00	1,295.00	0.00	1,080.21	12,295.49	0.00	12,295.49
200 9880	MUSE MACHINE	551.44	164.00	415.00	0.00	78.00	888.44	422.00	466.44
200 9881	DANCE CLUB - HS	0.00	60.00	1,030.00	476.14	476.14	553.86	422.11	131.75
200 9882	DIVERSITY FORUM CLUB - HS	159.57	0.00	0.00	0.00	0.00	159.57	0.00	159.57

MIAMISBURG CITY SD
 Financial Report by Fund/SCC
 fy 2013-14

Fund #	Fund Description	FYTD Receipts	MTD Expenditures	FYTD Expenditures	Current Fund Balance	Current Encumbrances	Unencumbered Fund Balance	Bank Code	
Begin Balance	MTD Receipts								
200 9883	HOLE-IN-ONE CLUB - HS	1,099.91	0.00	1,020.00	0.00	1,072.00	1,047.91	0.00	1,047.91
200 9885	DISCOVERY CLUB (S.S.) - H.S.	379.67	0.00	72.00	0.00	78.45	373.22	0.00	373.22
200 9887	MIAMISBURG BASKETBALL INTRAMURAL LEAGUE	1,130.04	0.00	2,385.00	800.00	1,560.00	1,955.04	730.00	1,225.04
200 9895	SKI CLUB - HS	3,096.32	0.00	650.00	0.00	0.00	3,746.32	0.00	3,746.32
200 9907	MHS: S.A.D.D.	1,119.44	0.00	0.00	0.00	0.00	1,119.44	300.00	819.44
200 9908	PRIDE: MIDDLE SCHOOL	141.00	0.00	0.00	0.00	141.00	0.00	0.00	0.00
200 9909	CHALLENGERS - gifted	8,954.08	26.00	5,424.00	3,702.25	9,598.25	4,779.83	0.00	4,779.83
200 9910	H.S. INTERNATIONAL CLUB	54.47	0.00	0.00	0.00	0.00	54.47	0.00	54.47
200 9913	ART CLUB: H.S.	552.42	0.00	0.00	0.00	0.00	552.42	0.00	552.42
200 9916	Student Council: Mound	159.17	0.00	0.00	0.00	0.00	159.17	0.00	159.17
300 0000	ATHLETIC FUND - H.S.	215,311.03	32,163.91	150,251.61	17,356.34	121,960.79	243,601.85	26,168.97	217,432.88
401 9012	FY12 Auxiliary: Dayton Christian	66.00	0.00	5.78-	0.00	60.22	0.00	0.00	0.00
401 9013	FY13 Auxiliary: Dayton Christian	203,411.11	0.00	2,880.16-	0.00	200,530.95	0.00	0.00	0.00
401 9014	FY14 Auxiliary: Dayton Christian	0.00	1.37	325,530.24	48,135.28	291,209.08	34,321.16	48,906.33	14,585.17-
401 9113	FY13 AUXILIARY: CREATIVE WORLD OF MONTESSORI	18,047.32	0.00	8,953.75-	0.00	9,093.57	0.00	0.00	0.00
401 9114	FY14 AUXILIARY: CREATIVE WORLD OF MONTESSORI	0.00	0.16	9,843.19	0.00	0.00	9,843.19	16,196.81	6,353.62-

MIAMISBURG CITY SD
 Financial Report by Fund/SCC
 fy 2013-14

Fund #	Fund Description	FYTD Receipts	MTD Expenditures	FYTD Expenditures	Current Fund Balance	Current Encumbrances	Unencumbered Fund Balance	Bank Code
Begin Balance	MTD Receipts							
401 9912	FY12 Auxiliary: Bishop Leibold	5,326.72	0.00	5,326.72	0.00	0.00	0.00	
401 9913	FY13 Auxiliary: Bishop Leibold	63,083.92	0.00	42,205.27	0.00	0.00	0.00	
401 9914	FY14 Auxiliary: Bishop Leibold	0.00	1.45	86,405.71	69,253.46	6,560.55	62,692.91	
432 9912	FY12 EMIS	83.92	0.00	83.92	0.00	0.00	0.00	
432 9913	FY13 EMIS	42,742.26	0.00	42,742.26	0.00	0.00	0.00	
432 9914	FY14 EMIS	0.00	0.00	72,731.81	97,268.19	11,663.28	85,604.91	
451 9914	FY14 Network Connectivity	0.00	0.00	18,000.00	9,000.00-	0.00	9,000.00-	
463 9913	FY13 Alternative Education	385.78	0.00	0.00	0.00	0.00	0.00	
463 9914	FY14 Alternative Education	0.00	2,500.00	14,400.74	1,386.22-	6,460.02	7,846.24-	
499 9013	FY13 SCHOOL PSYCHOLOGY INTERN	462.14	0.00	4,720.07	0.00	0.00	0.00	
499 9014	FY14 SCHOOL PSYCHOLOGY INTERN	0.00	0.00	10,501.85	4,193.00-	493.00	4,686.00-	
499 9333	MIAMISBURG SECONDARY ACADEMY	25,530.63	0.00	192,797.27	79,230.28-	1,778.19	81,008.47-	
506 9913	RTTT -- FY 2012-13	5,550.40	0.00	30,907.22	0.00	0.00	0.00	
506 9914	RTTT -- FY 2013-14	0.00	0.00	60,054.23	628.95	3,244.22	2,615.27-	
516 9913	FY13 Title VI-B IDEA	21,819.40	0.00	153,146.74	0.00	0.00	0.00	
516 9914	FY14 Title VI-B IDEA	0.00	75,000.00	428,554.35	7,989.76-	45,440.02	53,429.78-	

MIAMISBURG CITY SD
 Financial Report by Fund/SCC
 fy 2013-14

Fund #	Fund Description	FYTD Receipts	MTD Expenditures	FYTD Expenditures	Current Fund Balance	Current Encumbrances	Unencumbered Fund Balance	Bank Code	
551 9013	FY13 Title III LEP	472.60	0.00	7,542.24	0.00	8,014.84	0.00	0.00	
551 9014	FY14 Title III LEP	0.00	1,400.00	6,998.79	1,396.89	6,995.29	3.50	100.44	
572 9013	Title I FY 2013 (West Carrollton contract)	66.52	0.00	0.00	0.00	66.52	0.00	66.52	
572 9913	FY13 Title I Schoolwide	16,325.40	0.00	190,731.43	0.00	207,056.83	0.00	0.00	
572 9914	FY14 Title I Schoolwide	0.00	75,000.00	443,785.20	77,198.00	445,337.38	1,552.18-	11,264.47	
587 9913	FY13 Early Childhood Special Education IDEA	182.08	0.00	3,146.91	0.00	3,328.99	0.00	0.00	
587 9914	FY14 Early Childhood Special Education IDEA	0.00	1,963.32	10,040.24	1,938.32	10,028.56	11.68	120.58	
590 9913	FY13 Title II-A Improving Teacher Quality	821.79	0.00	21,285.90	0.00	22,107.69	0.00	0.00	
590 9914	FY14 Title II-A Improving Teacher Quality	0.00	11,130.38	54,518.05	11,413.66	55,031.71	513.66-	601.59	
GRAND TOTALS:									
		21,186,985.76	1,831,741.32	33,845,906.67	4,561,115.05	38,568,718.07	16,464,174.36	5,362,706.72	11,101,467.64