

DECEMBER 2014



MIAMISBURG CITY SCHOOL DISTRICT - - MONTGOMERY COUNTY

CASH FLOW - GENERAL FUND

Fiscal 2015

	TOTAL	Actual JULY	Actual AUGUST	Actual SEPTEMBER	Actual OCTOBER	Actual NOVEMBER	Actual DECEMBER	Projected JANUARY	Projected FEBRUARY	Projected MARCH	Projected APRIL	Projected MAY	Projected JUNE
REVENUES:													
1.01 General Property (Real Estate)	28,042,191	12,939,990	0	759,502	0	0	0	250,000	10,955,594	2,800,000	337,105	0	0
1.02 Tangible Personal Property Tax	1,254,385	0	0	603,110	0	0	0	0	0	0	651,275	0	0
1.035 Unrestricted Grants-In-Aid	13,568,958	1,102,606	1,235,232	1,102,604	1,102,604	1,128,646	1,102,266	1,245,000	1,110,000	1,110,000	1,110,000	1,110,000	1,110,000
1.04 Restricted Grants-In-Aid	583,180	35,159	164,698	35,160	35,160	35,129	35,129	40,560	38,500	38,500	38,500	48,185	38,500
1.05 Property Tax Allocation	5,338,871	0	0	0	1,726,147	1,058,586	26,418	0	0	0	0	835,000	1,692,720
1.06 All Other Operating Revenue	1,468,713	51,772	224,579	196,100	85,362	73,734	57,166	30,000	159,500	200,000	125,000	100,000	165,500
1.07 Total Revenue	50,256,298	14,129,527	1,624,509	2,696,476	2,949,273	2,296,095	1,220,979	1,565,560	12,263,594	4,148,500	2,261,880	2,093,185	3,006,720
OTHER FINANCING SOURCES:													
2.01 Proceeds from Sale of Notes	0	0	0	0	0	0	0	0	0	0	0	0	0
2.04 Operating Transfers In	0	0	0	0	0	0	0	0	0	0	0	0	0
2.05 Advances In	13,800	13,800	0	0	0	0	0	0	0	0	0	0	0
2.06 All Other Financing Sources	117,539	5,845	-7,079	582	111,530	0	1,661	1,000	500	500	1,000	1,000	1,000
2.07 Total Other financing Sources	131,339	19,645	-7,079	582	111,530	0	1,661	1,000	500	500	1,000	1,000	1,000
2.08 Total Revenue and Other Financing Sources	50,387,637	14,149,172	1,617,430	2,697,058	3,060,803	2,296,095	1,222,640	1,566,560	12,264,094	4,149,000	2,262,880	2,094,185	3,007,720
EXPENDITURES:													
3.01 Personal Services	29,537,704	2,285,140	2,347,873	2,433,279	2,474,868	2,606,102	2,415,442	2,425,000	2,525,000	2,425,000	2,425,000	2,625,000	2,550,000
3.02 Employee's Retirement / Ins Benefits	10,920,217	1,005,581	831,376	939,492	805,052	837,523	850,443	950,750	1,100,000	900,000	900,000	900,000	900,000
3.03 Purchased Services	6,438,579	570,139	385,375	422,849	643,903	372,158	495,192	700,000	648,963	500,000	700,000	500,000	500,000
3.04 Supplies and Materials	1,229,345	118,924	72,534	99,853	127,326	109,882	50,296	100,000	100,000	100,000	100,000	100,000	150,530
4.020 Notes-Principal	-	0	0	0	0	0	0	0	0	0	0	0	0
4.060 Notes-Interest	-	0	0	0	0	0	0	0	0	0	0	0	0
4.3 Other Objects	1,222,805	77,189	54,913	195,344	68,386	61,587	55,386	65,000	65,000	65,000	385,000	65,000	65,000
4.5 Total Expenditures	49,348,650	4,056,973	3,692,071	4,090,817	4,119,535	3,987,252	3,866,759	4,240,750	4,438,963	3,990,000	4,510,000	4,190,000	4,165,530
OTHER FINANCING USES:													
5.01 Operating Transfers Out	550,974	3,263	0	475,000	34,836	0	0	0	6,500	0	0	31,375	0
5.020 Advances Out	40,000	0	0	0	0	0	0	0	0	0	0	0	40,000
Total Other financing Uses	590,974	3,263	0	475,000	34,836	0	0	0	6,500	0	0	31,375	40,000
5.05 Total Exp and Other Financing Uses	49,939,624	4,060,236	3,692,071	4,565,817	4,154,371	3,987,252	3,866,759	4,240,750	4,445,463	3,990,000	4,510,000	4,221,375	4,205,530
6.01 Excess Rev & Oth Fin Sources Over (Under) Exp	448,013	10,088,936	-2,074,641	-1,868,759	-1,093,568	-1,691,157	-2,644,119	-2,674,190	7,818,631	159,000	-2,247,120	-2,127,190	-1,197,810
7.01 Beginning Cash Balance	9,923,101	9,923,101	20,012,037	17,937,396	16,068,637	14,975,069	13,283,912	10,639,793	7,965,603	15,784,234	15,943,234	13,696,114	11,568,924
7.02 Ending Cash Balance	10,371,114	20,012,037	17,937,396	16,068,637	14,975,069	13,283,912	10,639,793	7,965,603	15,784,234	15,943,234	13,696,114	11,568,924	10,371,114
8.01 Outstanding Encumbrances		1,961,052	2,081,661	1,837,289	1,957,620	1,710,701	1,650,417	2,000,000	1,300,000	1,150,000	1,000,000	1,000,000	700,000

MIAMISBURG CITY SCHOOL DISTRICT

General Fund - Budget vs Actual

FY 2014-15

for the month of December 2014

	BUDGET	ACTUAL	DIFFERENCE
Revenues			
1.010 General Property Tax (Real Estate)	\$ -	\$ -	\$ -
1.020 Tangible Personal Property Tax	-	-	-
1.035 Unrestricted State grants In Aid	1,200,343	1,102,266	(98,077)
1.040 Restricted State Grants	38,500	35,129	(3,371)
1.050 Property Tax Allocation	68,780	26,418	(42,362)
1.060 All Other Revenues	45,000	57,166	12,166
Total Revenues	1,352,623	1,220,979	(131,644)
Other Financing Sources			
2.010 Proceeds from Sale of Notes		-	-
2.040 Operating Transfers In		-	-
2.050 Advances In	-	-	-
2.060 All Other Financing Sources	1,000	1,661	661
Total Other Financing Sources	1,000	1,661	661
Total Revenues and Other Financing Sources	1,353,623	1,222,640	(130,983)
Expenditures			
3.010 Personal Services	2,425,000	2,415,442	(9,558)
3.020 Employee Benefits	796,865	850,443	53,578
3.030 Purchased Services	700,000	495,192	(204,808)
3.040 Supplies & Materials	125,000	50,296	(74,704)
4.020 Notes-Principal	-	-	-
4.060 Notes-Interest	-	-	-
4.300 Other Objects	65,000	55,386	(9,614)
Total Expenditures	4,111,865	3,866,759	(245,106)
Other Financing Uses			
5.010 Operating Transfers Out	-	-	-
5.020 Advances Out	-	-	-
Total Other Financing Uses	-	-	-
Total Expenditures and Other Financing Uses	4,111,865	3,866,759	(245,106)
Excess of Revenues and Other Financing Sources over(under) Expenditures and Other Financing Uses	(2,758,242)	(2,644,119)	
Cash Balance December 1	\$ 12,586,622	\$ 13,283,912	697,290
Cash Balance December 31	\$ 9,828,380	\$ 10,639,793	811,413

MIAMISBURG CITY SCHOOL DISTRICT

General Fund - Budget vs Actual

for the six months of FY 2014-15

	BUDGET	ACTUAL	DIFFERENCE
Revenues			
1.010 General Property Tax (Real Estate)	\$ 13,712,301	\$ 13,699,492	\$ (12,809)
1.020 Tangible Personal Property Tax	560,000	603,110	43,110
1.035 Unrestricted State grants In Aid	7,138,200	6,773,958	(364,242)
1.040 Restricted State Grants	308,680	340,435	31,755
1.050 Property Tax Allocation	2,818,780	2,811,151	(7,629)
1.060 All Other Revenues	700,000	688,713	(11,287)
Total Revenues	25,237,961	24,916,859	(321,102)
Other Financing Sources			
2.010 Proceeds from Sale of Notes	-	-	-
2.040 Operating Transfers In	-	-	-
2.050 Advances In	15,000	13,800	(1,200)
2.060 All Other Financing Sources	130,500	112,539	(17,961)
Total Other Financing Sources	145,500	126,339	(19,161)
Total Revenues and Other Financing Sources	25,383,461	25,043,198	(340,263)
Expenditures			
3.010 Personal Services	14,676,255	14,562,704	(113,551)
3.020 Employee Benefits	5,231,865	5,269,467	37,602
3.030 Purchased Services	3,650,000	2,889,616	(760,384)
3.040 Supplies & Materials	775,237	578,815	(196,422)
4.020 Notes-Principal	-	-	-
4.060 Notes-Interest	-	-	-
4.300 Other Objects	623,700	512,805	(110,895)
Total Expenditures	24,957,057	23,813,407	(1,143,650)
Other Financing Uses			
5.010 Operating Transfers Out	521,125	513,099	(8,026)
5.020 Advances Out	-	-	-
Total Other Financing Uses	521,125	513,099	(8,026)
Total Expenditures and Other Financing Uses	25,478,182	24,326,506	(1,151,676)
Excess of Revenues and Other Financing Sources over(under) Expenditures and Other Financing Uses	(94,721)	716,692	
Cash Balance July 1	\$ 9,923,101	\$ 9,923,101	-
Cash Balance December 31	\$ 9,828,380	\$ 10,639,793	811,413

MIAMISBURG CITY SCHOOL DISTRICT

General Fund - Budget vs Actual

FY 2014-15

	BUDGET	ACTUAL		% RECEIVED	TARGET
	7/1/2014 to	7/1/2014 to	DIFFERENCE	/EXPENDED	
	6/30/2015	12/31/2014			
Revenues					
1.010 General Property Tax (Real Estate)	\$ 28,055,000	\$ 13,699,492	\$ (14,355,508)	48.83%	48.88%
1.020 Tangible Personal Property Tax	1,211,275	603,110	(608,165)	49.79%	46.23%
1.035 Unrestricted State grants In Aid	13,933,200	6,773,958	(7,159,242)	48.62%	51.23%
1.040 Restricted State Grants	551,425	340,435	(210,990)	61.74%	55.98%
1.050 Property Tax Allocation	5,346,500	2,811,151	(2,535,349)	52.58%	52.72%
1.060 All Other Revenues	1,480,000	688,713	(791,287)	46.53%	47.30%
Total Revenues	50,577,400	24,916,859	(25,660,541)	49.26%	49.90%
Other Financing Sources					
2.010 Proceeds from Sale of Notes	-	-	-		
2.040 Operating Transfers In	-	-	-		
2.050 Advances In	15,000	13,800	(1,200)	92.00%	100.00%
2.060 All Other Financing Sources	135,500	112,539	(22,961)	83.05%	96.31%
Total Other Financing Sources	150,500	126,339	(24,161)	83.95%	96.68%
Total Revenues and Other Financing Sources	50,727,900	25,043,198	(25,684,702)	49.37%	50.04%
Expenditures					
3.010 Personal Services	29,651,255	14,562,704	(15,088,551)	49.11%	49.50%
3.020 Employee Benefits	10,882,615	5,269,467	(5,613,148)	48.42%	48.08%
3.030 Purchased Services	7,198,963	2,889,616	(4,309,347)	40.14%	50.70%
3.040 Supplies & Materials	1,425,767	578,815	(846,952)	40.60%	54.37%
4.020 Notes-Principal	-	-	-		0.00%
4.060 Notes-Interest	-	-	-		0.00%
4.300 Other Objects	1,333,700	512,805	(820,895)	38.45%	46.76%
Total Expenditures	50,492,300	23,813,407	(26,678,893)	47.16%	49.43%
Other Financing Uses					
5.010 Operating Transfers Out	559,000	513,099	(45,901)	91.79%	93.22%
5.020 Advances Out	40,000	-	(40,000)	0.00%	0.00%
Total Other Financing Uses	599,000	513,099	(85,901)	85.66%	87.00%
Total Expenditures and Other Financing Uses	51,091,300	24,326,506	(26,764,794)	47.61%	49.87%
Excess of Revenues and Other Financing Sources over(under) Expenditures and Other Financing Uses	(363,400)	716,692			
Beginning Cash Balance July 1	\$ 9,923,101	\$ 9,923,101	-		
Ending Cash Balance	\$ 9,559,701	\$ 10,639,793	1,080,092		

**MIAMISBURG CITY SCHOOL DISTRICT
GENERAL FUND – FY 2014-15
DECEMBER 2014 FINANCIAL SUMMARY**

REVENUES:

- **REAL ESTATE TAX**
No significant variance noted for the year to date.
- **TANGIBLE PERSONAL PROPERTY TAX**
No significant variance noted for the year to date.
- **UNRESTRICTED STATE GRANTS IN AID (STATE FOUNDATION)**
We are currently under budget by 2.61%, which is a timing issue.
- **RESTRICTED STATE GRANTS**
We are currently over budget by 5.76% and expect this to even out when we begin to be paid based on the current enrollment.
- **PROPERTY TAX ALLOCATION (HOMESTEAD & ROLLBACK)**
No significant variance noted for the year to date.
- **ALL OTHER REVENUES**
No significant variance noted for the year to date.
- **TOTAL OTHER FINANCING SOURCES**
No significant variance noted for the year to date.

**MIAMISBURG CITY SCHOOL DISTRICT
GENERAL FUND – FY 2014-15
DECEMBER 2014 FINANCIAL SUMMARY**

EXPENDITURES:

- **SALARIES**
Salaries are slightly below (.38%) forecasted amounts.
- **BENEFITS**
Fringe benefits are slightly above (.35%) forecasted amounts.
- **PURCHASED SERVICES**
Purchased Services are below (10.56%) forecasted amounts.
- **SUPPLIES & MATERIALS**
Supplies and materials are not necessarily purchased evenly throughout the year and can reflect some significant variances.
- **CAPITAL OUTLAY**
In accordance with assumptions approved by the board as part of the five year forecast, capital expenditures are not made from the general fund. We continue to use the two permanent improvements funds for these types of expenditures.
- **OTHER OBJECTS**
Other objects are mostly made up of auditor/treasurer fees from Montgomery County and Montgomery County ESC service deductions. The nature of the County fees is cyclical and hard to determine on a monthly basis. This line item should balance itself out by the end of the year.
- **OTHER FINANCING USES**
This category is under projected by \$8,026 or 1.34%

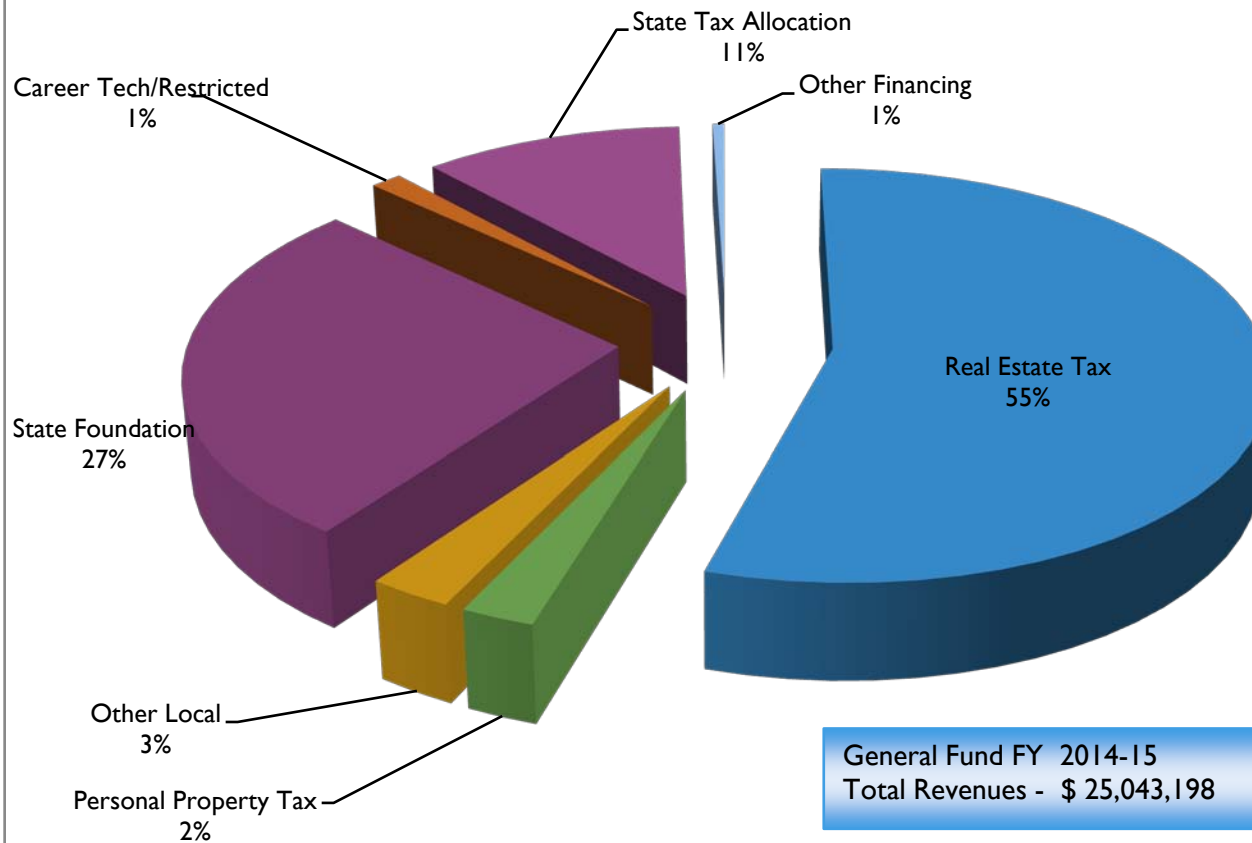
**MIAMISBURG CITY SCHOOL DISTRICT
GENERAL FUND – FY 2014-15
DECEMBER 2014 FINANCIAL SUMMARY**

	Actual FY 2010-11	Actual FY 2011-12	Actual FY 2012-13	Actual FY 2013-14
Salary & Fringe Benefits	\$37,725,941	\$37,599,700	\$37,790,874	\$38,773,285
Total Operating Revenue	\$46,031,556	\$49,523,381	\$47,333,751	\$49,379,168
Salary & Fringe Benefits as a % of Operating Revenue	81.96%	75.92%	79.84%	78.52%

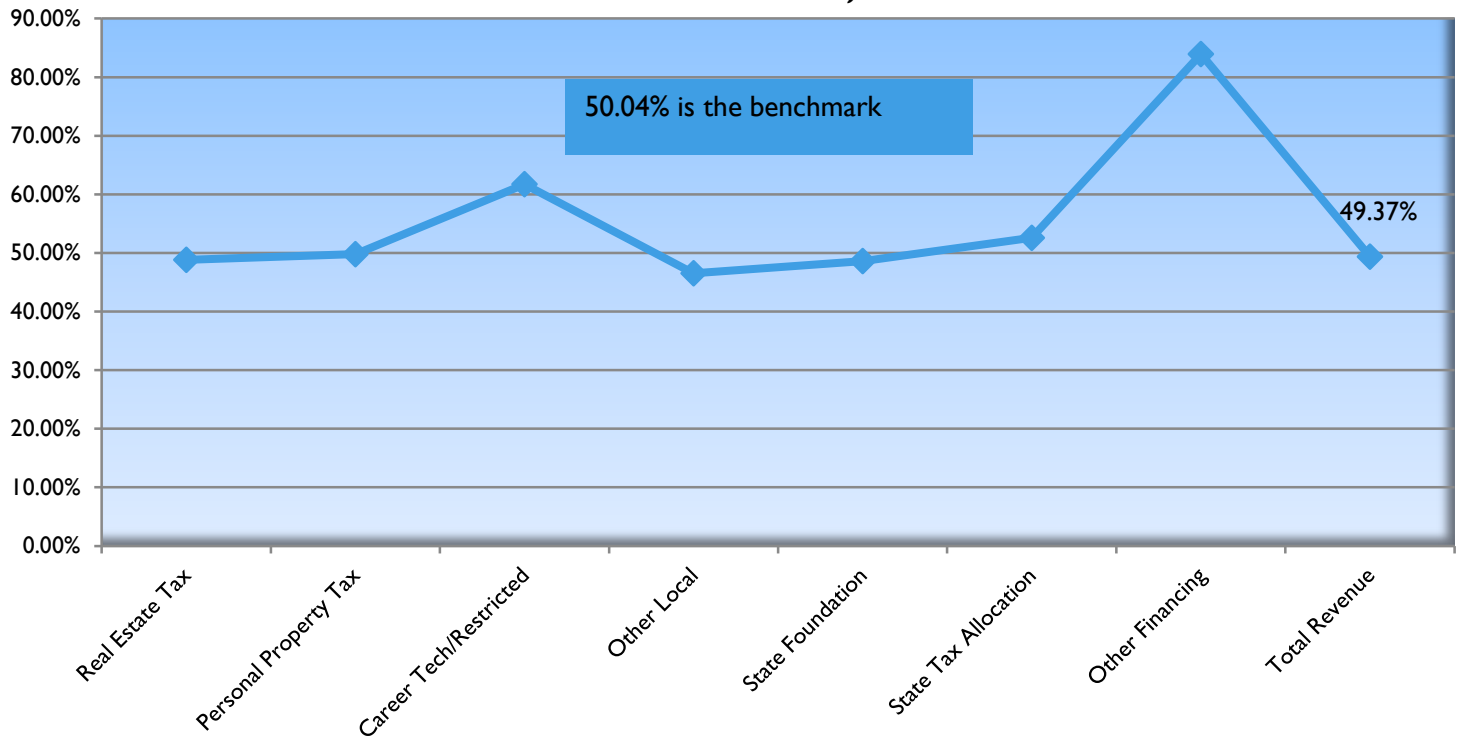
	Projected FY 2014-15	Projected FY 2015-16	Projected FY 2016-17	Projected FY 2017-18
Salary & Fringe Benefits	\$40,533,870	\$41,646,845	\$42,644,580	\$43,661,675
Total Operating Revenue	\$50,577,400	\$51,329,031	\$53,569,000	\$53,314,051
Salary & Fringe Benefits as a % of Operating Revenue	80.14%	81.14%	79.61%	81.90%

- General fund salaries and benefits are budgeted to be 80.86% of operational revenue. It is currently running at 79.59%. This number is normally in the 70% range by November and then is between 70% and 80% for the remainder of the fiscal year. The target is 80% or below while anything over 85% is not desirable. This number is unusually low due to the timing of the property tax collections and should increase the next two months.

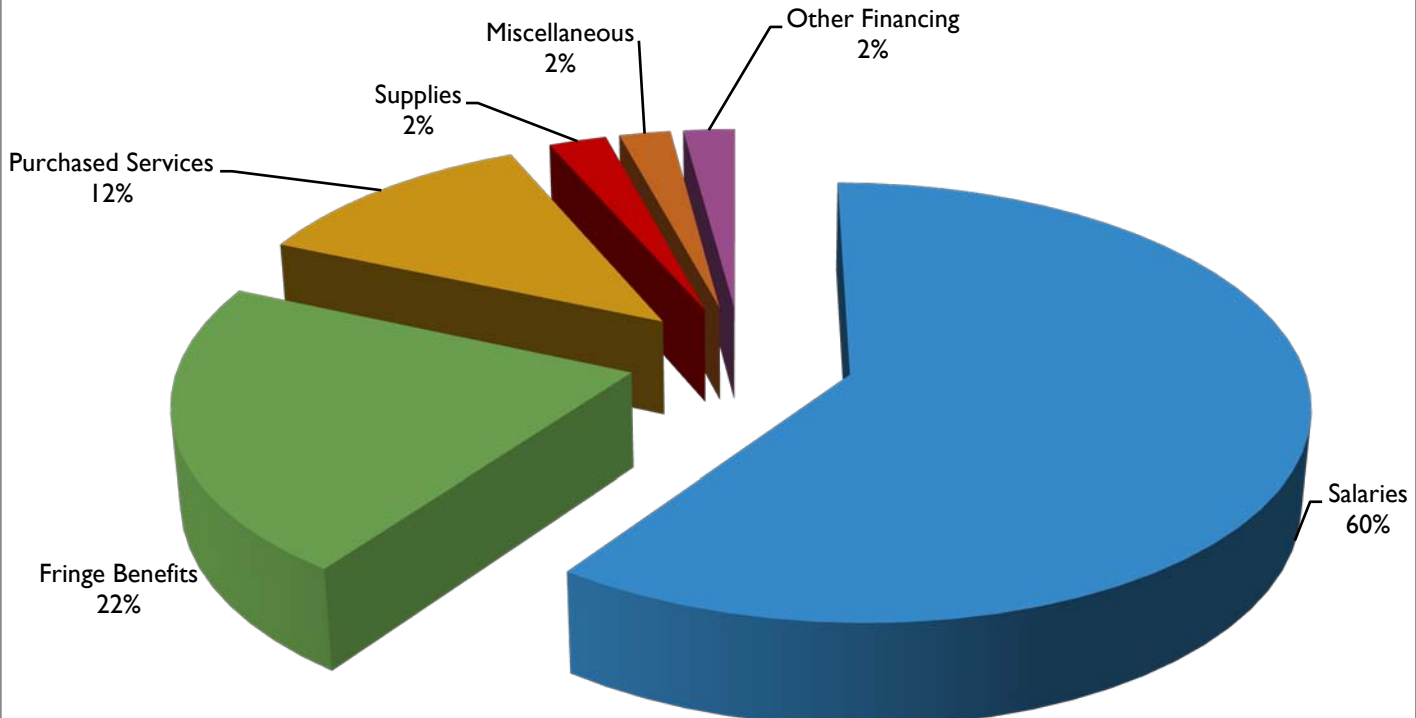
Where does the money come from ?



**General Fund FY 2014-15
Percentage received of Revenues
as of December 31, 2014**

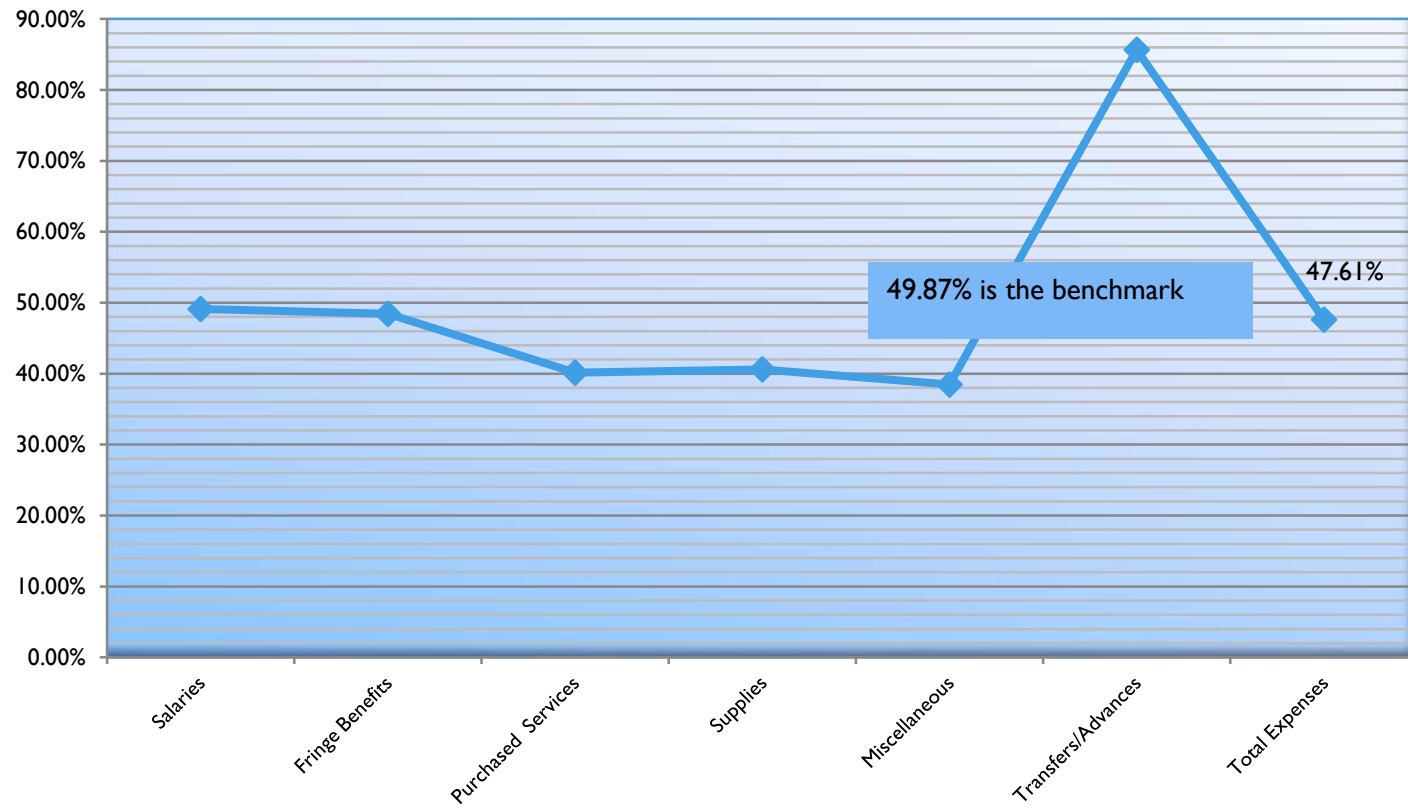


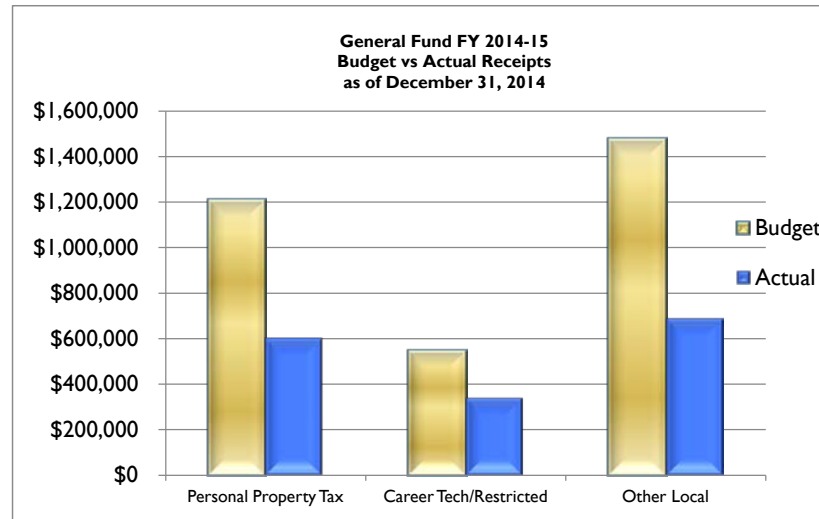
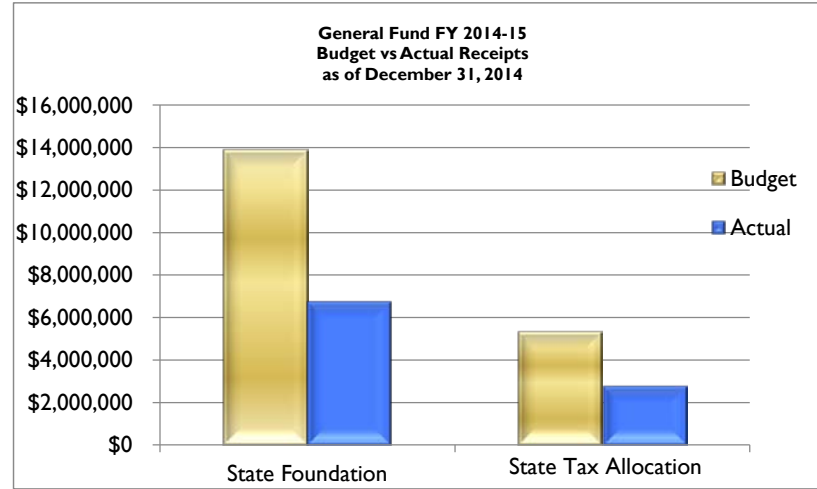
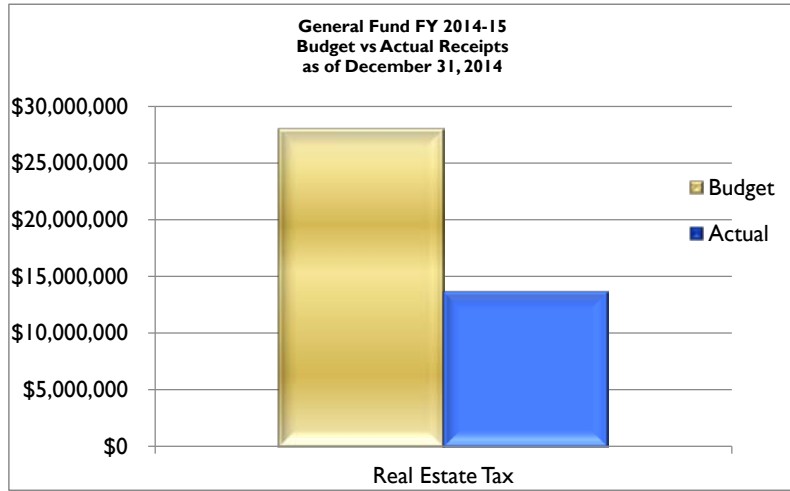
Where does the money go ?



General Fund FY 2014-15
Total Expenditures - \$ 24,326,506

General Fund FY 2014-15 Percentage spent of Expenditures as of December 31, 2014

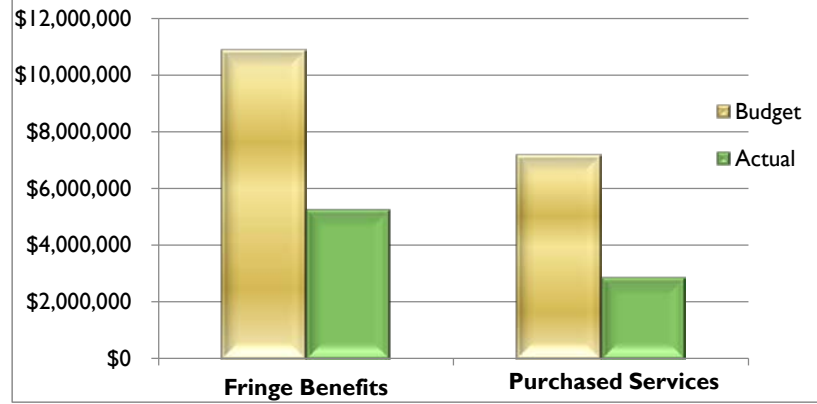




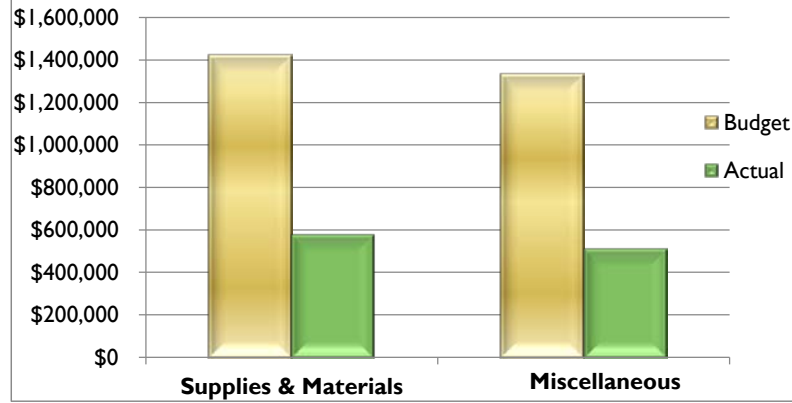
General Fund FY 2014-15
Budget vs Actual Expenditures
as of December 31, 2014



General Fund FY 2014-15
Budget vs Actual Expenditures
as of December 31, 2014



General Fund FY 2014-15
Budget vs Actual Expenditures
as of December 31, 2014



Miamisburg City School District
Bank Reconciliation
December 31, 2014

Balance Per Bank Statements

Farmers & Merchants	4,060,530.21
Fifth Third Checking	3,151,888.32
Baird/US Bank	11,206,362.31
Campus Quest - Farmers & Merchants	113,515.72
Star Ohio	3,451.99

Total Bank Balance **18,535,748.55**

Change Fund	5,225.00
Petty Cash	400.00
	18,541,373.55

Less:

Outstanding Checks - A/P	(15,629.81)
Outstanding Payroll Checks	(55,629.10)

Adjusted Bank Balance **18,470,114.64**

Fund Balances

Fund Balances as of December 31, 2014	18,452,230.11
Less:	
Bank Service charge	(1,586.81)
Misc	-
V Card Transfer	-
Flex bank fee	(952.00)
Bad Check	-
Add:	-
Flex Bank	-
Purchasing Card	-
Outstanding Deposits	20,423.34

Adjusted Fund Balances **18,470,114.64**

Variance Between Fund and Book **0.00**

-- Options Summary --

Summary or Detail Report? (S,D) S
Output file: FINSUMM1.PDF
Type: CSV
Print options page? (Y,N) Y
Report heading: FY 2014-15
Generate FINDET report for comparison? (Y,N) N
Sort options: FD
Subtotal options: FD
Include future encumbrance amounts? (Y,N) N
Include accounts with zero amounts? (Y,N) N
Include accounts which are no longer active? (Y,N,I) Y

BAT_FINSUM executed by MBADMIN on node MDECA5:: at 2-JAN-2015 10:20:31.62

MIAMISBURG CITY SD
 Financial Report by Fund
 FY 2014-15

Begin Balance	MTD Receipts	FYTD Receipts	MTD Expenditures	FYTD Expenditures	Current Fund Balance	Current Encumbrances	Unencumbered Fund Balance
TOTAL FOR Fund 001 - GENERAL:							
9,923,101.47	1,222,640.31	25,043,199.50	3,866,758.81	24,326,507.47	10,639,793.50	1,650,417.39	8,989,376.11
TOTAL FOR Fund 002 - BOND RETIREMENT:							
2,718,052.43	3,925.26	2,386,445.13	0.00	3,497,608.70	1,606,888.86	1,703,694.35	96,805.49-
TOTAL FOR Fund 003 - PERMANENT IMPROVEMENT:							
5,341,387.05	2,379.73	1,541,910.18	359,942.37	3,657,865.77	3,225,431.46	593,771.49	2,631,659.97
TOTAL FOR Fund 004 - BUILDING:							
15,132.14	0.00	0.00	0.00	0.00	15,132.14	0.00	15,132.14
TOTAL FOR Fund 005 - REPLACEMENT:							
25,156.69	0.00	0.00	0.00	0.00	25,156.69	0.00	25,156.69
TOTAL FOR Fund 006 - FOOD SERVICE:							
1,318,455.07	191,665.43	714,279.17	172,054.46	1,066,488.18	966,246.06	335,479.68	630,766.38
TOTAL FOR Fund 007 - SPECIAL TRUST:							
102,171.92	600.02	19,338.24	1,081.76	3,784.24	117,725.92	1,850.00	115,875.92
TOTAL FOR Fund 008 - ENDOWMENT:							
6,499.69	0.00	0.00	0.00	0.00	6,499.69	0.00	6,499.69
TOTAL FOR Fund 009 - UNIFORM SCHOOL SUPPLIES:							
123,558.64	13,455.00	151,111.55	8,262.07	190,291.07	84,379.12	12,339.87	72,039.25
TOTAL FOR Fund 018 - PUBLIC SCHOOL SUPPORT:							
175,526.52	6,744.88	47,050.30	4,979.30	32,736.15	189,840.67	26,937.38	162,903.29
TOTAL FOR Fund 019 - OTHER GRANT:							
75,177.06	1,900.00	31,565.88	1,920.90	18,575.00	88,167.94	6,934.49	81,233.45
TOTAL FOR Fund 024 - EMPLOYEE BENEFITS SELF INS.:							
26,860.00	4,550.00	27,030.00	0.00	0.00	53,890.00	0.00	53,890.00
TOTAL FOR Fund 031 - UNDERGROUND STORAGE TANK FUND							
8,000.00	0.00	0.00	0.00	0.00	8,000.00	0.00	8,000.00
TOTAL FOR Fund 035 - TERMINATION BENEFITS - HB426:							
472,852.17	0.00	300,000.00	0.00	145,743.90	627,108.27	0.00	627,108.27
TOTAL FOR Fund 070 - CAPITAL PROJECTS:							
176,755.39	13,001.90	113,515.72	0.00	2,160.00	288,111.11	3,565.00	284,546.11
TOTAL FOR Fund 200 - STUDENT MANAGED ACTIVITY:							
119,025.41	24,133.75	154,347.50	32,202.69	82,604.82	190,768.09	30,204.05	160,564.04

MIAMISBURG CITY SD
 Financial Report by Fund
 FY 2014-15

Begin Balance	MTD Receipts	FYTD Receipts	MTD Expenditures	FYTD Expenditures	Current Fund Balance	Current Encumbrances	Unencumbered Fund Balance
TOTAL FOR Fund 300 - DISTRICT MANAGED ACTIVITY:							
200,340.96	29,875.05	135,149.21	18,794.15	112,341.62	223,148.55	47,818.09	175,330.46
TOTAL FOR Fund 401 - AUXILIARY SERVICES:							
166,303.57	9.92	506,204.76	82,609.99	556,623.58	115,884.75	149,599.32	33,714.57-
TOTAL FOR Fund 432 - MANAGEMENT INFORMATION SYSTEM							
43,019.21	0.00	175,000.00	6,400.92	114,162.47	103,856.74	35,412.30	68,444.44
TOTAL FOR Fund 451 - DATA COMMUNICATION FUND:							
0.00	0.00	8,100.00	0.00	18,000.00	9,900.00-	0.00	9,900.00-
TOTAL FOR Fund 463 - ALTERNATIVE SCHOOLS:							
113.75	1,400.00	14,330.76	1,736.48	13,679.91	764.60	8,780.63	8,016.03-
TOTAL FOR Fund 499 - MISCELLANEOUS STATE GRANT FUN							
11,236.79	4,100.00	89,968.64	28,255.51	159,899.92	58,694.49-	600.00	59,294.49-
TOTAL FOR Fund 506 - RACE TO THE TOP:							
10,761.89	1,000.00	19,134.59	1,410.98	30,203.73	307.25-	2,266.00	2,573.25-
TOTAL FOR Fund 516 - IDEA PART B GRANTS:							
30,199.19	99,717.21	470,727.02	85,828.70	506,534.97	5,608.76-	46,838.55	52,447.31-
TOTAL FOR Fund 551 - LIMITED ENGLISH PROFICIENCY:							
212.36	1,074.83	8,149.83	2,124.14	10,486.33	2,124.14-	0.00	2,124.14-
TOTAL FOR Fund 572 - TITLE I DISADVANTAGED CHILDRE							
34,668.96	70,000.00	454,616.57	121,333.87	537,089.06	47,803.53-	12,797.94	60,601.47-
TOTAL FOR Fund 587 - IDEA PRESCHOOL-HANDICAPPED:							
185.04	2,000.00	11,879.24	2,111.39	12,021.01	43.27	0.00	43.27
TOTAL FOR Fund 590 - IMPROVING TEACHER QUALITY:							
827.81	11,700.00	69,300.78	12,051.31	70,297.74	169.15-	0.00	169.15-
GRAND TOTALS:							
21,125,581.18	1,705,873.29	32,492,354.57	4,809,859.80	35,165,705.64	18,452,230.11	4,669,306.53	13,782,923.58

-- Options Summary --

Summary or Detail Report? (S,D) D
Output file: FINSUMM.PDF
Type: CSV
Print options page? (Y,N) Y
Report heading: fy 2014-15
Generate FINDET report for comparison? (Y,N) N
Sort options: FS
Include future encumbrance amounts? (Y,N) N
Include accounts with zero amounts? (Y,N) N
Include accounts which are no longer active? (Y,N,I) Y

BAT_FINSUM executed by MBADMIN on node MDECA5:: at 2-JAN-2015 10:20:09.67

MIAMISBURG CITY SD
 Financial Report by Fund/SCC
 fy 2014-15

Fund #	Fund Description	FYTD Receipts	MTD Expenditures	FYTD Expenditures	Current Fund Balance	Current Encumbrances	Unencumbered Fund Balance	Bank Code	
Begin	Balance	Receipts	Expenditures	Expenditures	Balance	Encumbrances	Balance	Code	
001 0000	General Fund	9,923,101.47	1,222,640.31	25,043,199.50	3,866,758.81	24,326,507.47	10,639,793.50	1,650,417.39	8,989,376.11
002 9080	Bond Retirement: 2008 Issue	1,687,755.85	3,471.27	2,074,968.81	0.00	2,952,572.35	810,152.31	1,608,635.62	798,483.31-
002 9097	Bond Retirement: 1997 Issue	1,030,296.58	453.99	311,476.32	0.00	545,036.35	796,736.55	95,058.73	701,677.82
003 9080	Construction Interest: 2008 Issue	792,710.61	0.00	0.00	0.00	0.00	792,710.61	10,000.00	782,710.61
003 9090	Perm Improvement: Montgomery County TID	316,105.42	0.00	0.00	0.00	0.00	316,105.42	0.00	316,105.42
003 9091	Perm Improvement: 1991 Levy	2,483,820.48	1,137.33	782,198.68	214,195.40	2,109,158.82	1,156,860.34	196,301.67	960,558.67
003 9093	Perm Improvement: 1993 Levy	1,748,750.54	1,242.40	759,711.50	145,746.97	1,548,706.95	959,755.09	387,469.82	572,285.27
004 9097	BUILDING FUND	15,132.14	0.00	0.00	0.00	0.00	15,132.14	0.00	15,132.14
005 0000	Insurance Replacement	25,156.69	0.00	0.00	0.00	0.00	25,156.69	0.00	25,156.69
006 0000	LUNCHROOM	1,318,455.07	191,665.43	714,279.17	172,054.46	1,066,488.18	966,246.06	335,479.68	630,766.38
007 9810	Staff Trust Fund: Transportation	4,548.70	77.24	408.87	0.00	550.39	4,407.18	0.00	4,407.18
007 9814	Staff Flower Fund: Middle School	5,464.31	310.00	460.00	129.34	956.15	4,968.16	0.00	4,968.16
007 9815	Staff Flower Fund: Mound	328.52	0.00	84.70	310.66	343.64	69.58	0.00	69.58
007 9818	TEACHERS LOUNGE - H.S.	1,016.94	40.17	1,117.38	75.71	391.75	1,742.57	1,600.00	142.57
007 9820	CENTRAL OFFICE - COKE SALES	2,273.49	23.73	56.56	52.68	220.00	2,110.05	0.00	2,110.05
007 9823	Coke Sponsorship Fund	82,460.99	0.00	16,293.32	0.00	0.00	98,754.31	0.00	98,754.31

Date: 01/02/2015
 Time: 10:20 am

MIAMISBURG CITY SD
 Financial Report by Fund/SCC
 fy 2014-15

Page: 2
 (FINSUM)

Fund #	Fund Description	FYTD Receipts	MTD Expenditures	FYTD Expenditures	Current Fund Balance	Current Encumbrances	Unencumbered Fund Balance	Bank Code	
Begin	Balance	MTD Receipts							
007 9825	Staff Flower Fund: Kinder	556.88	23.52	171.63	0.00	52.28	676.23	0.00	676.23
007 9826	Staff Flower Fund: Bauer	124.09	24.57	67.76	22.90	22.90	168.95	0.00	168.95
007 9827	Staff Flower Fund: Mark Twain	1,768.76	60.00	360.29	200.69	311.69	1,817.36	250.00	1,567.36
007 9828	Staff Flower Fund: Bear	1,674.15	0.00	63.39	27.82	40.97	1,696.57	0.00	1,696.57
007 9829	Staff Flower Fund: Medlar View	1,199.17	0.00	82.69	209.15	841.66	440.20	0.00	440.20
007 9830	Staff Flower Fund: Jane Chance	755.92	40.79	171.65	52.81	52.81	874.76	0.00	874.76
008 9008	MIAMISBURG SCHOOL FOUNDATION	6,499.69	0.00	0.00	0.00	0.00	6,499.69	0.00	6,499.69
009 9901	Uniform School Supplies: Bauer	9,794.01	300.00	8,615.00	0.00	8,339.06	10,069.95	0.00	10,069.95
009 9902	Uniform School Supplies: Bear	9,001.02	0.00	4,665.00	1,068.00	6,226.48	7,439.54	0.00	7,439.54
009 9903	Uniform School Supplies: Kinder	19,487.30	0.00	5,780.00	0.00	6,991.05	18,276.25	0.00	18,276.25
009 9904	Uniform School Supplies: Mark Twain	14,945.89	180.00	6,645.00	0.00	7,382.67	14,208.22	0.00	14,208.22
009 9905	Uniform School Supplies: Mound	7,720.64	30.00	7,125.00	0.00	8,133.27	6,712.37	144.85	6,567.52
009 9908	Uniform School Supplies: MHS	24,960.57	11,675.00	71,612.25	7,194.07	83,733.02	12,839.80	12,195.02	644.78
009 9911	Uniform School Supplies: Medlar View	12,823.33	105.00	7,695.00	0.00	11,225.01	9,293.32	0.00	9,293.32
009 9914	Uniform School Supplies: Jane Chance	12,026.97	360.00	7,250.00	0.00	9,396.39	9,880.58	0.00	9,880.58
009 9915	Uniform School Supplies: Middle School	12,798.91	805.00	31,724.30	0.00	48,864.12	4,340.91-	0.00	4,340.91-

MIAMISBURG CITY SD
 Financial Report by Fund/SCC
 fy 2014-15

Fund #	Fund Description	FYTD Receipts	MTD Expenditures	FYTD Expenditures	Current Fund Balance	Current Encumbrances	Unencumbered Fund Balance	Bank Code
Begin	Balance	Receipts						
018 9831	Principal's Fund: Bauer							
	4,715.87	138.00	1,266.95	459.37	3,146.89	2,835.93	500.00	2,335.93
018 9832	Principal's Fund: Bear							
	13,040.01	0.00	495.93	252.07	1,560.66	11,975.28	400.00	11,575.28
018 9833	Principal's Fund: Kinder							
	3,564.60	0.00	1,558.24	664.62	1,137.30	3,985.54	0.00	3,985.54
018 9834	Principal's Fund: Mark Twain							
	26,957.08	0.00	1,398.97	305.87	1,759.70	26,596.35	40.00	26,556.35
018 9835	Principal's Fund: Mound							
	22,060.13	173.00	2,633.61	240.42	3,287.98	21,405.76	203.00	21,202.76
018 9838	Principal's Fund: MHS							
	45,258.91	1,573.46	12,430.40	0.00	12,758.20	44,931.11	16,757.32	28,173.79
018 9839	Principal's Fund: Medlar View							
	33,059.05	148.25	9,306.92	311.61	4,500.95	37,865.02	1,825.06	36,039.96
018 9840	Principal's Fund: Maddux-Lang Primary							
	2,179.10	0.00	0.00	0.00	0.00	2,179.10	0.00	2,179.10
018 9841	Principal's Fund: Jane Chance							
	840.25	201.14	3,515.81	201.14	1,249.43	3,106.63	785.00	2,321.63
018 9842	Principal's Fund: Middle School							
	23,851.52	4,511.03	14,443.47	2,544.20	3,335.04	34,959.95	6,427.00	28,532.95
019 9005	Special Olympics							
	4,168.88	0.00	660.00	0.00	417.00	4,411.88	0.00	4,411.88
019 9006	Thanks a Million Giveaway							
	50,000.00	0.00	0.00	0.00	0.00	50,000.00	0.00	50,000.00
019 9007	MHS SCIENCE DEPT. GRANT							
	600.00	0.00	0.00	0.00	0.00	600.00	0.00	600.00
019 9097	DISCOVER GIVEAWAY - MARK TWAIN							
	7,803.00	0.00	0.00	0.00	1,575.10	6,227.90	1,647.50	4,580.40
019 9099	DON CULP MINI GRANT (MEDLAR)							
	82.02	0.00	82.02-	0.00	0.00	0.00	0.00	0.00
019 9416	LPDC Tuition Payments							
	6,188.85	0.00	1,630.00	0.00	1,185.00	6,633.85	0.00	6,633.85

Date: 01/02/2015
 Time: 10:20 am

MIAMISBURG CITY SD
 Financial Report by Fund/SCC
 fy 2014-15

Page: 4
 (FINSUM)

Fund #	Fund Description	FYTD Receipts	MTD Expenditures	FYTD Expenditures	Current Fund Balance	Current Encumbrances	Unencumbered Fund Balance	Bank Code
019 9798	MENTORING PROGRAM	60.54	0.00	0.00	60.54	0.00	60.54	
019 9899	DONATION - EXERCISE SCIENCE	957.64	0.00	0.00	957.64	0.00	957.64	
019 9903	BELIEVE IN OHIO SCIENCE GRANT -HS	0.00	1,000.00	1,000.00	0.00	0.00	1,000.00	
019 9904	SCIENCE LITERACY GRANT - DAYTON FOUNDATION	235.12	0.00	600.00	54.15	185.70	649.42	
019 9905	Science Grant: Bauer	549.29	0.00	0.00	0.00	0.00	549.29	
019 9906	KINDERGARTEN READINESS COALITION GRANT	371.27-	0.00	2,512.69	0.00	2,141.42	0.00	
019 9907	PROJECT 40 GRANT	679.43	0.00	0.00	0.00	0.00	679.43	
019 9908	KDG READINESS COALITION GRANT FY15	0.00	0.00	4,250.00	0.00	352.10	3,897.90	
019 9910	COMMUNITY OUTREACH	3,544.50	900.00	12,650.00	1,271.86	7,379.21	8,815.29	4,500.59
019 9917	MHS Parent Association	25.27	0.00	0.00	0.00	0.00	25.27	0.00
019 9918	FY14 MINI GRANTS	653.79	0.00	653.79-	0.00	0.00	0.00	0.00
019 9919	FY15 MINI GRANTS	0.00	0.00	7,999.00	594.89	5,339.47	2,659.53	486.40
019 9940	FOREIGN LANG. GRANT - MMS	0.00	0.00	1,000.00	0.00	0.00	1,000.00	0.00
024 0000	EMPLOYEE BENEFITS	26,860.00	4,550.00	27,030.00	0.00	0.00	53,890.00	0.00
031 0000	UNDERGROUND STORAGE TANK	8,000.00	0.00	0.00	0.00	0.00	8,000.00	0.00
035 0000	Termination Benefits Fund	472,852.17	0.00	300,000.00	0.00	145,743.90	627,108.27	0.00

MIAMISBURG CITY SD
 Financial Report by Fund/SCC
 fy 2014-15

Fund #	Fund Description	FYTD Receipts	MTD Expenditures	FYTD Expenditures	Current Fund Balance	Current Encumbrances	Unencumbered Fund Balance	Bank Code	
Begin Balance	MTD Receipts								
070 9906	Capital Projects Fund	176,755.39	0.00	0.00	176,755.39	0.00	176,755.39		
070 9914	Campus Quest Fund	0.00	13,001.90	113,515.72	0.00	2,160.00	111,355.72	3,565.00	107,790.72
200 9800	Class of 2000	682.05	0.00	0.00	0.00	0.00	682.05	0.00	682.05
200 9814	CLASS OF 2014	3,834.65	0.00	4.00	0.00	3,838.65	0.00	0.00	0.00
200 9815	CLASS OF 2015	1,285.25	90.00	569.00	0.00	1,000.00	854.25	0.00	854.25
200 9816	CLASS OF 2016	805.30	44.00	286.00	47.58	47.58	1,043.72	0.00	1,043.72
200 9817	CLASS OF 2017	405.05	56.00	327.00	23.97	70.06	661.99	0.00	661.99
200 9818	CLASS OF 2018	0.00	0.00	154.00	25.99	25.99	128.01	0.00	128.01
200 9841	VIKING PRIDE	2,376.58	0.00	0.00	40.50	326.21	2,050.37	0.00	2,050.37
200 9842	EARTH CLUB	1,659.13	0.00	0.00	0.00	0.00	1,659.13	0.00	1,659.13
200 9843	JUNIOR STATESMEN OF AMERICA CLUB - H.S.	472.58	0.00	1,168.12	0.00	1,430.00	210.70	0.00	210.70
200 9844	BOWLING CLUB - HS	358.04	0.00	0.00	0.00	0.00	358.04	0.00	358.04
200 9845	Destination Imagination	4,269.53	2,226.00	3,226.00	0.00	500.00	6,995.53	2,080.00	4,915.53
200 9846	8th Grade Class Trip	3,150.26	170.00-	73,919.00	12,000.00	17,120.40	59,948.86	10,860.00	49,088.86
200 9847	Yearbook: Middle School	14,203.88	0.00	2,169.00	0.00	7,517.97	8,854.91	0.00	8,854.91
200 9849	Outdoor Club: Middle School	4,587.30	55.00	2,170.00	206.76	1,753.42	5,003.88	0.00	5,003.88

Date: 01/02/2015
 Time: 10:20 am

MIAMISBURG CITY SD
 Financial Report by Fund/SCC
 fy 2014-15

Page: 6
 (FINSUM)

Fund #	Fund Description	FYTD Receipts	MTD Expenditures	FYTD Expenditures	Current Fund Balance	Current Encumbrances	Unencumbered Fund Balance	Bank Code
Begin	Balance	Receipts	Expenditures	Expenditures	Balance	Encumbrances	Balance	Code
200 9853	Student Council - Middle School	4,091.77	2,137.63	2,137.63	4,068.14	0.00	4,068.14	
		1,962.00						
200 9857	MUSE Machine: Middle School	1,103.66	357.17	2,187.63	3,462.03	3,111.00	351.03	
		971.75						
200 9860	SCIENCE CLUB - H.S.	12,901.35	0.00	3,981.00	14,780.35	1,813.00	12,967.35	
		950.00						
200 9864	VIKING SHOP BOOKSTORE - H.S.	11,198.52	0.00	2,968.57	9,669.13	0.00	9,669.13	
		345.50						
200 9865	DECA SALES CLUB - H.S.	443.54	209.40	209.40	234.14	0.00	234.14	
		0.00						
200 9866	HOME EC: H.S.	354.83	0.00	0.00	354.83	0.00	354.83	
		0.00						
200 9870	STUDENT GOVERNMENT: HIGH SCHOOL	12,001.00	1,730.65	7,480.10	15,032.90	700.00	14,332.90	
		1,822.00						
200 9872	MIRUS YEARBOOK - H.S.	7,921.70	0.00	0.00	10,316.70	5,800.00	4,516.70	
		240.00						
200 9873	HONOR SOCIETY - H.S.	691.93	2,661.89	2,746.89	3,930.06	1,384.24	2,545.82	
		4,141.02						
200 9874	MUSICAL - H.S.	1,407.61	0.00	0.00	1,407.61	0.00	1,407.61	
		0.00						
200 9876	BLUE & WHITE NEWSPAPER	605.41	0.00	0.00	605.41	0.00	605.41	
		0.00						
200 9878	COMPUTER CLUB: H.S.	6,483.50	997.91	1,408.57	10,154.93	0.00	10,154.93	
		4,930.00						
200 9879	VIDEO CLUB: H.S.	6,816.97	1,828.74	2,128.74	5,389.23	0.00	5,389.23	
		260.00						
200 9880	MUSE MACHINE	646.13	0.00	0.00	838.13	0.00	838.13	
		132.00						
200 9881	DANCE CLUB - HS	229.04	350.00	1,030.00	156.04	20.00	136.04	
		300.00						
200 9883	HOLE-IN-ONE CLUB - HS	1,047.91	0.00	478.00	569.91	400.00	169.91	
		0.00						

MIAMISBURG CITY SD
 Financial Report by Fund/SCC
 fy 2014-15

Fund #	Fund Description	FYTD Receipts	MTD Expenditures	FYTD Expenditures	Current Fund Balance	Current Encumbrances	Unencumbered Fund Balance	Bank Code
200 9885	DISCOVERY CLUB (S.S.) - H.S. 373.22	0.00	74.37	123.08	550.14	0.00	550.14	
200 9887	MIAMISBURG BASKETBALL INTRAMURAL LEAGUE 1,355.04	45.00	1,284.00	1,284.00	2,681.04	1,630.00	1,051.04	
200 9888	BORCHERS BALLOONS 0.00	2,727.89	5,005.16	11,305.58	6,137.82	2,055.81	4,082.01	
200 9889	VOCAL MUSIC -HS 0.00	2,905.59	3,220.97	5,980.35	4,110.43	350.00	3,760.43	
200 9895	SKI CLUB - HS 2,718.55	0.00	0.00	0.00	2,748.55	0.00	2,748.55	
200 9907	MHS: S.A.D.D. 925.43	0.00	0.00	0.00	925.43	0.00	925.43	
200 9909	CHALLENGERS - gifted 6,852.64	0.00	0.00	3,525.00	3,327.64	0.00	3,327.64	
200 9910	H.S. INTERNATIONAL CLUB 54.47	0.00	0.00	0.00	54.47	0.00	54.47	
200 9913	ART CLUB: H.S. 552.42	100.00	0.00	0.00	652.42	0.00	652.42	
200 9916	Student Council: Mound 159.17	0.00	0.00	0.00	159.17	0.00	159.17	
300 0000	ATHLETIC FUND - H.S. 200,340.96	29,875.05	18,794.15	112,341.62	223,148.55	47,818.09	175,330.46	
401 9014	FY14 Auxiliary: Dayton Christian 91,125.82	0.00	2,457.75	85,179.78	5,946.04	2,317.70	3,628.34	
401 9015	FY15 Auxiliary: Dayton Christian 0.00	6.28	49,476.09	272,703.79	67,782.80	125,829.12	58,046.32-	
401 9114	FY14 AUXILIARY: CREATIVE WORLD OF MONTESSORI 1,921.69	0.00	0.00	1,868.66	53.03	0.00	53.03	
401 9115	FY15 AUXILIARY: CREATIVE WORLD OF MONTESSORI 0.00	0.49	124.96	2,983.13	9,613.43	699.97	8,913.46	
401 9914	FY14 Auxiliary: Bishop Leibold 73,256.06	0.00	0.00	73,256.06	0.00	0.00	0.00	

MIAMISBURG CITY SD
 Financial Report by Fund/SCC
 fy 2014-15

Fund #	Fund Description	FYTD Receipts	MTD Expenditures	FYTD Expenditures	Current Fund Balance	Current Encumbrances	Unencumbered Fund Balance	Bank Code	
401 9915	FY15 Auxiliary: Bishop Leibold	0.00	3.15	153,121.61	30,551.19	120,632.16	32,489.45	20,752.53	11,736.92
432 9914	FY14 EMIS	43,019.21	0.00	0.00	0.00	43,019.21	0.00	0.00	0.00
432 9915	FY15 EMIS	0.00	0.00	175,000.00	6,400.92	71,143.26	103,856.74	35,412.30	68,444.44
451 9915	FY15 Network Connectivity	0.00	0.00	8,100.00	0.00	18,000.00	9,900.00-	0.00	9,900.00-
463 9914	FY14 Alternative Education	113.75	0.00	386.25	0.00	500.00	0.00	0.00	0.00
463 9915	FY15 Alternative Education	0.00	1,400.00	13,944.51	1,736.48	13,179.91	764.60	8,780.63	8,016.03-
499 9014	FY14 SCHOOL PSYCHOLOGY INTERN	2,610.06	0.00	3,869.68	0.00	6,479.74	0.00	0.00	0.00
499 9015	FY15 SCHOOL PSYCHOLOGY INTERN	0.00	4,100.00	17,143.88	4,213.92	16,971.72	172.16	600.00	427.84-
499 9333	MIAMISBURG SECONDARY ACADEMY	8,626.73	0.00	68,955.08	24,041.59	136,448.46	58,866.65-	0.00	58,866.65-
506 9914	RTTT -- FY 2013-14	10,761.89	0.00	15,237.31	0.00	25,999.20	0.00	0.00	0.00
506 9915	RTTT -- FY 2014-15	0.00	1,000.00	3,897.28	1,410.98	4,204.53	307.25-	2,266.00	2,573.25-
516 9914	FY14 Title VI-B IDEA	30,199.19	0.00	152,203.32	0.00	182,402.51	0.00	0.00	0.00
516 9915	FY15 Title VI-B IDEA	0.00	99,717.21	318,523.70	85,828.70	324,132.46	5,608.76-	46,838.55	52,447.31-
551 9014	FY14 Title III LEP	212.36	0.00	2,667.41	0.00	2,879.77	0.00	0.00	0.00
551 9015	FY15 Title III LEP	0.00	1,074.83	5,482.42	716.27-	4,766.15	716.27	0.00	716.27
551 9915	FY15 Title III Immigrant	0.00	0.00	0.00	2,840.41	2,840.41	2,840.41-	0.00	2,840.41-

MIAMISBURG CITY SD
 Financial Report by Fund/SCC
 fy 2014-15

Fund #	Fund Description	FYTD Receipts	MTD Expenditures	FYTD Expenditures	Current Fund Balance	Current Encumbrances	Unencumbered Fund Balance	Bank Code
Begin	Balance	MTD Receipts						
572 9013	Title I FY 2013 (West Carrolllton contract)	66.52	0.00	0.00	66.52	0.00	66.52	
572 9914	FY14 Title I Schoolwide	34,602.44	0.00	103,404.33	0.00	0.00	0.00	
572 9915	FY15 Title I Schoolwide	0.00	70,000.00	351,212.24	121,333.87	399,082.29	47,870.05-	12,797.94
587 9914	FY14 Early Childhood Special Education IDEA	185.04	0.00	3,786.86	0.00	3,971.90	0.00	0.00
587 9915	FY15 Early Childhood Special Education IDEA	0.00	2,000.00	8,092.38	2,111.39	8,049.11	43.27	0.00
590 9914	FY14 Title II-A Improving Teacher Quality	827.81	0.00	22,302.15	0.00	23,129.96	0.00	0.00
590 9915	FY15 Title II-A Improving Teacher Quality	0.00	11,700.00	46,998.63	12,051.31	47,167.78	169.15-	0.00
GRAND TOTALS:								
	21,125,581.18	1,705,873.29	32,492,354.57	4,809,859.80	35,165,705.64	18,452,230.11	4,669,306.53	13,782,923.58